

APPLY BY 15 JANUARY 2020

Choose a Wandsworth PRIMARY SCHOOL

A guide for admission to primary
schools in Wandsworth in
September 2020



Contents

Section 1

Introduction	1
Timetable	2
Choosing and applying for schools	
Before you apply	3
How and when to apply	3
Online application - step by step	4-5
Frequently asked questions	6
Applying for places - step by step	7-13

Section 2

The schools	
Map of schools in Wandsworth	14-15
List of schools in Wandsworth	16-26

Section 3

How children are admitted	
How children are admitted to Wandsworth primary schools	27-29
Admission criteria for Community schools	30-34
Admission criteria for Foundation schools	35-36
Admission criteria for Academies/Free schools	37-44
Admission criteria for Church of England primary schools	45-50
Admission criteria for Catholic primary schools	51-59
Admission criteria for Muslim primary school	60

Section 4

Other information	
Starting Nursery Education in Wandsworth	61
Admission of older children	62
Financial assistance	63
Children with special educational needs	64-65
Other information and useful contacts	66-67
Schools in other boroughs	68

If there are any further questions you want to ask, or if there is anything you do not understand, staff in the Pupil Services Section will be pleased to help you. You can contact them by:

- Telephoning: (020) 8871 7316
- Email: admissions@richmondandwandsworth.gov.uk
Website: www.wandsworth.gov.uk/admissions
- Writing to: Pupil Services Section
Children's Services Department
Town Hall Extension
Wandsworth High Street
London SW18 2PU
- Visiting: Children's Services Department
Customer Centre, Ground Floor,
Town Hall Extension
Wandsworth High Street
London SW18 2PU

Introduction

Starting primary school is a big event in your child's life. The months leading up to this are an important time for you to find out about the schools in your area and apply for places. We have produced this booklet to help you.

All Wandsworth schools offer a curriculum which covers the academic subjects and more besides. As well as providing excellent teaching in key areas like reading and mathematics, Wandsworth's schools aim to encourage the healthy development of a child's physical, emotional and social skills.

Schools are inspected regularly both by the council's inspectors and by OFSTED. This helps schools to continue to provide a good and often outstanding standard of education and to meet the targets which children are expected to achieve at the end of each key stage of their education.

The council co-ordinates school admission applications for all Wandsworth residents, including applications for Reception class places in September 2020. Parents and carers are able to apply for a Reception place at up to six primary schools, whether those schools are in Wandsworth or in another council's area, by completing a single common application form online at www.wandsworth.gov.uk/admissions. For those who cannot apply online, paper forms are available from the Pupil Services Team.

We strongly recommend that you find out more about schools before applying. You can use the information in this booklet to contact schools for their prospectus or to arrange a visit. Details of individual school open days are also available on school websites and at www.wandsworth.gov.uk/admissions.

Some schools have more applications than there are places available. This booklet tells you the admissions criteria which will be used to decide which children qualify for places. This will give you an idea of whether or not your child stands a good chance of getting a place at a school you prefer. Unless you are certain that your child will get a place at a particular school, you should apply for other schools as well, listing them in the order you prefer them.

We hope that by reading this booklet and following the step by step guide, you will be well equipped to make informed choices about which schools to include on your application form. We wish your child a happy and successful start to their primary education in a Wandsworth school.

This booklet provides information for parents and carers of children born between **1 September 2015 and 31 August 2016** who can start in a primary school Reception class in September 2020. If your child is older than this, please see page 62 for further information.

The booklet includes details of **61 state-funded primary schools in Wandsworth** and a map to help you find your local school. Each school also issues its own prospectus that tells you what it has to offer. You can obtain a copy from the school.

When children start primary school in Wandsworth

Wandsworth Council provides a full-time place in a primary school Reception class in the September of the school year in which children reach their fifth birthday.



Councillor
Will Sweet
**Cabinet Member
for Education and
Children's Services**



John Johnson
**Director of
Children's Services**

Timetable

This timetable tells you the important dates for applications, offers and appeals for Reception class places.

15 January 2020 – Closing date for applications

- Online applications must be submitted before midnight on this date.
- Paper forms must reach Wandsworth Council offices by this date. Paper forms are available by contacting the Pupil Services team.

16 April 2020 – Results are posted

- On 16 April, the council* will notify you of the outcome of your application. If you applied online you will be sent an email via the London Eadmissions website on the evening of 16 April and will also be able to view the outcome on the online system. The council will also send you a further more detailed notification email if it has not been possible to offer you your first preference school. If you applied on a paper form, you will be sent a notification letter by first class mail on 16 April.
- You will be offered a place at no more than one of the schools you have applied for.
- The place offered will be at whichever of the schools is able to allocate your child a place using the published admission criteria. You will be asked to confirm that you accept the place offered.
- If more than one of the schools is able to allocate your child a place, you will be offered whichever one of these you said you would prefer on your application form.
- Your child's name can be put on the waiting list for any school of your preference.

30 April 2020 – Final date for accepting places

If you haven't let the council* know by this date that you want to accept the offer, the place may be offered to someone else. When you have accepted the place, the school will contact you requesting information including proof of address.

30 April 2020 – Subsequent offers

- Some schools will have vacancies because people have turned down their offers. The council* will write to the applicants at the top of waiting lists to offer them the vacant places.
- If you get an offer at this stage you will need to let the council* know straight away whether or not you want to accept it.

June/July 2020 – Appeals are heard

If you want to appeal against refusal of a place, please visit www.wandsworth.gov.uk/admissionappeals or contact Wandsworth Education Appeals Service at wandswortheducationappeals@richmondandwandsworth.gov.uk or (020) 8871 7554 for further information. Deadlines for appealing will be published on the council's website.

* Parents/carers who live outside of Wandsworth apply for schools in Wandsworth through their home council. Any offer of a place in a Wandsworth school will be made by the parent/carer's home council.



**Don't be late!
Apply by 15 January 2020.**

Parents who apply after 15 January will be offered any places remaining after all on-time applications have been processed. If a school is full, the child's name will be placed on the waiting list in the order of the school's admission criteria. Places are then offered as vacancies arise.

Choosing and applying for schools

Before you apply

- Use the map on pages 14-15 to find the schools in your local area.
- Read the admission criteria for these schools on pages 30-60 to decide at which schools you have the best chance of being offered a place.
- Find out how places were offered last year in the schools list on pages 17-26 or on the page which gives the admissions criteria. Further information about previous years' admissions is available at www.wandsworth.gov.uk/admissions.
- Apply for up to six schools, including those at which you have the best chance of a place.
- Apply for more than one school unless you are sure your child will get a place.
- Some schools can only offer places to those living very close to the school, so you should apply to other local schools as well.
- If you apply for a faith school which gives priority based on attendance at a place of religion or worship, you should read the admission criteria carefully to decide if you are likely to be offered a place.
- If your child is in the nursery class they do not get priority for a place in the reception class, so you should apply for other schools as well.
- If your child has an older brother or sister already in the school, you must still apply for a place for your younger child.

How and when to apply

- Apply online at www.wandsworth.gov.uk/admissions. Find out about our easy and secure system on pages 4-5.
- If you cannot apply online, paper forms are available from Wandsworth primary schools or by contacting the Pupil Services team. Please return the form to Pupil Services at Wandsworth Town Hall. If you live in another borough, you must use your own borough's form.
- If you apply for a faith school which requires you to complete a supplementary information form, you need to get the form from the school and return it to the school.
- All forms must be received by **15 January 2020**.



Co-ordinated admissions system

- Wandsworth Council co-ordinates admissions to any state school for applicants living in the borough.
- You may apply for up to six state schools on a single form. The schools must be listed in the order that you prefer them.
- Your application for each school will be considered separately using the **admission criteria** to decide if you can be offered a place.
- If your application meets the **admission criteria** well enough to be offered a place at more than one school, you will be offered whichever one of these you listed as a higher preference.
- Because nobody will be offered more than one school place, more applicants will be offered a school they have applied for and fewer will receive no offer at all.
- Our step by step guide on pages 7-13 explains how the process works and what you need to do.

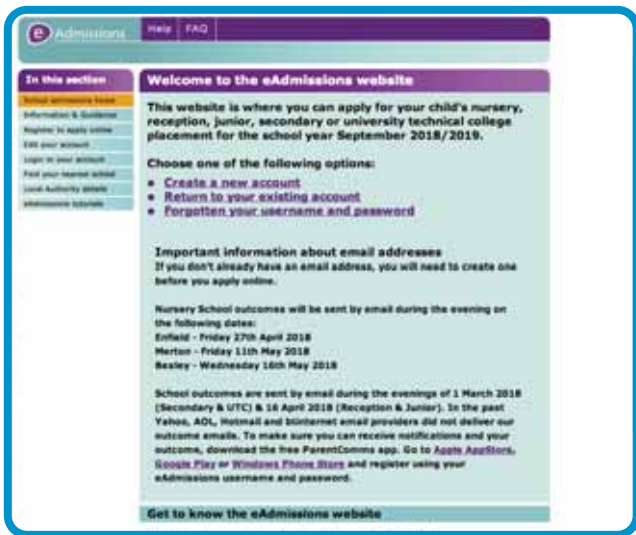
Supplementary Information Forms

Most of the faith schools also require you to complete their own supplementary information form. You need to get the form from the school and return it to the school no later than 15 January 2020.

A supplementary information form on its own is not a valid application for a place. Parents must still apply for the school on the Wandsworth application form either online or on paper by the closing date of 15 January 2020.

Online application step by step

To start your online application please visit the website www.eadmissions.org.uk
 You can also use the link from the council's website www.wandsworth.gov.uk/admissions

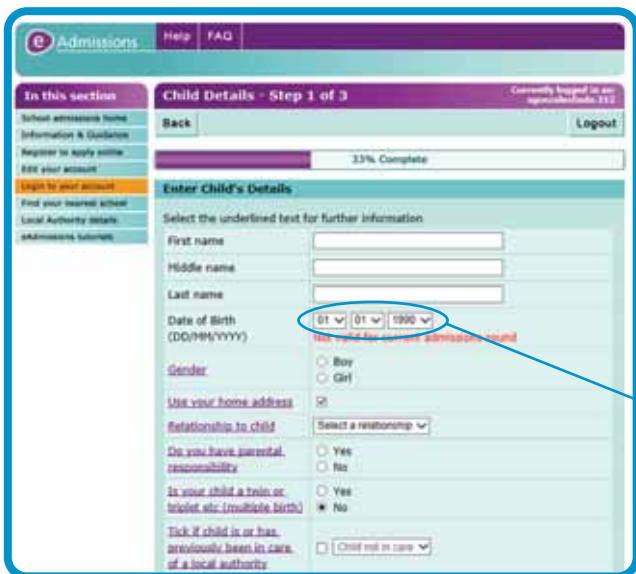
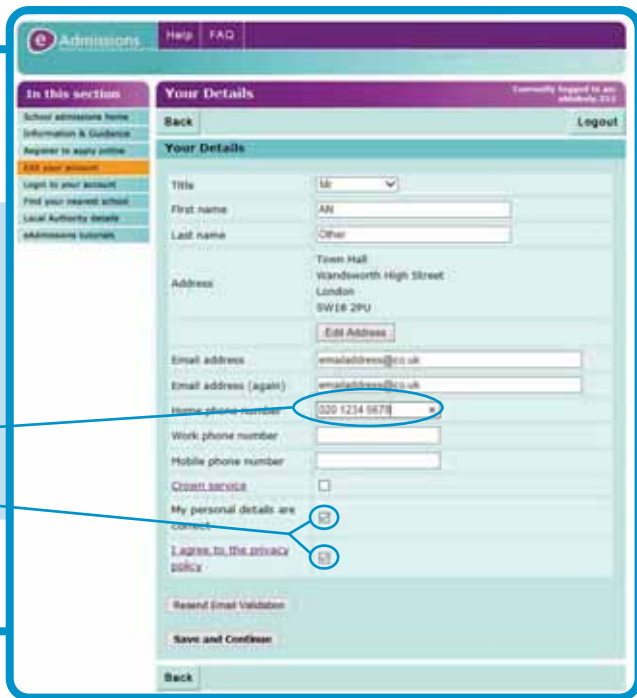


1

- Click on **'Create a new account'** if you have not used the online system before and enter your details to register.
- You will receive an email with a username and a link. You must click on the link to validate your email address.
- If you have used the online system before, click on **'Return to your existing account'**.

2

- Enter your details or check that they are correct and amend if necessary.
- Make sure you enter your only permanent address. This will be verified against council records.
- At least one telephone number must be added.
- The two boxes must be ticked.



3

- Enter your child's details. Make sure you enter the information accurately.
- Make sure that you only apply for a child born between 1/9/2015 - 31/8/2016

4

- Add your school preferences. Click **'Next'** to save.
- Make sure that you read the schools' admission criteria on pages 30-60 of the booklet. This will be a guide as to the likelihood of being offered a place at the school you are interested in.
- Select and add the schools you wish to apply for. You can apply for up to six schools.
- For each school selected you will be asked a number of questions (such as whether there is a sibling at the school). Make sure you answer the questions correctly.
- If you would like your child to be considered under medical or social criteria for any of the schools you have applied for, you must tick the relevant box and attach supporting evidence. You can attach documents once you have submitted your application. If you do not provide the evidence to support your application, your request cannot be considered under that criterion.

The screenshot shows the 'Add your school preferences - Step 2 of 3' page. It includes a 'Back' button, a 'Log out' button, and a 'Next' button circled in red. The page title is 'Add your school preferences (up to a maximum of 6)'. Below the title, there is a section for 'Apply for schools' with a dropdown menu for 'Wandsworth' and a 'Submit school' button. There is also a section for 'Add a school using...' with a 'Next' button circled in red.

5

- Check all of the details entered are correct.
- Read the declaration and tick the box to accept it.
- Click the **'Submit Application'** button.
- Once you have submitted your application you will be able to attach documents.
- You will receive an email confirmation.

You must click the submit button by the closing date of the 15 January 2020. If you do not do this, your application will not be processed.

The screenshot shows the 'Check & Submit - Step 3 of 3' page. It includes a 'Back' button, a 'Log out' button, and a 'Submit Application' button circled in red. The page title is 'Check & Submit - Step 3 of 3'. Below the title, there is a section for 'Child Details' with fields for 'Child name', 'Address', 'Date of birth', 'Gender', 'Multiple births', and 'Number of schools applied for'. There is also a section for 'Your Details' with fields for 'Name' and 'Relationship'. A 'Declaration' section is visible at the bottom, with a checkbox for 'I have read and accepted the above declaration' and a 'Submit Application' button circled in red.

Frequently asked questions

1 Does the law guarantee my child a place in the school of my choice ?

No. The law says that parents may express a preference for any school. However, if more parents express a preference for a school than the number of places available, there has to be an order of priority to decide which children to admit.

The law allows parents to appeal to an independent panel if their child is refused a place at a school of their preference.

2 Does the system mean I have more chance of getting a place at my first preference school?

No. The aim of the system is to ensure that nobody gets more than one offer from amongst the schools they applied for, so that more people will get the offer of a school place. This does not mean that there will be more places available at any particular school than previously. Schools can only admit as many pupils as they can accommodate. The places will still be allocated to those who have the highest priority under the school's published admission criteria.

It is therefore important that you read the admission criteria carefully so that you do not waste your preferences by only listing schools where your child is unlikely to get a place.

3 Do I have to use all six preferences?

No. However, unless you are certain of getting a place in a particular school, you are strongly advised to apply for several schools.

If you list only one or two schools and your application is unsuccessful, you may be without a place when offers are made on 16 April. At that stage, other schools you could have originally applied for are likely to be full and your options will be more limited (see question 12).

4 Can I change my preferences or the order of my preferences after the application closing date?

If you add or change preferences after the application closing date, the changes will be considered to be a late application unless there are

exceptional reasons why the changes were not included on the original application form. Late applications are not considered until after the initial offer of places on 16 April.

5 Will a school know where I listed it in my order of preferences?

No. Schools will not be told the order in which you listed them on your application form. The decision whether your child qualifies for a place will be based on the published admission criteria alone.

6 Will my child get priority for a place in a school where they already attend the nursery?

No. There is no automatic transfer to the Reception class at the same school for children who attend the nursery. All parents must reapply and be considered equally with all other applicants. The admission criteria do not include priority to children in the school's nursery class.

7 Will I get priority for a Wandsworth school because I live in the borough?

No. The law does not allow the council to give priority to its residents for places in its schools. However, the council aims to ensure that all resident children whose parents apply, have access to a place at a primary school in the borough.

8 How important is distance from home to school?

Distance from home to school is used by many schools to decide which children qualify for a place. Unless your application meets religious criteria for a church school, you are more likely to be offered a place in a school closer to home than one further away. However, this isn't always the case, especially if the nearby school is particularly popular. The furthest distance that places were offered under the criterion of straight line distance last year is given on pages 17-34 and in other years at www.wandsworth.gov.uk/ admissions.

9 How is my distance from home to school measured?

The distance used to prioritise applications for admission to schools in Wandsworth will be measured in a **straight line between your home and the centre of the school site.** All measurements will be calculated by Wandsworth Council's Geographical Information System. No other measurements will be taken into account.

10 Is my child guaranteed a place in one of the schools I have applied for?

No. However, if you read the admission criteria and see how the places were allocated last year, it will give you a better idea of whether the school is likely to offer your child a place. The more schools you apply for at which your child has a realistic chance of a place, the more likely it will be that you will be offered a place.

11 What can I do if I am not offered a place in a school of my preference?

Your child can remain on the waiting list for any school. Waiting lists are held in the order of the admission criteria, irrespective of when the application was made. This means that later applicants will sometimes be placed above those who applied before the original closing date. If you wish to be placed on the waiting list for a school in another borough you must indicate this on your offer letter reply slip. Wandsworth will co-ordinate your requests with other boroughs. You have the right to appeal against the refusal of a place at any school.

12 What if my child is not offered a place in any school on 16 April?

If you are not offered a place at any of the schools you applied for, and places are available at other schools, the council is required to make you an alternative offer if possible. This will usually be at your nearest school with available places. However, parents may make additional late applications.

Applying for places step by step

Step 1

Step 2

Step 3

Step 4

Step 5

Step 6

Step 7

STEP 1

Understanding the process

Wandsworth Council is working with all other London borough councils to co-ordinate applications and the offer of reception places at all state schools.

Before you decide which schools to apply for and complete your application, it is very important that you understand how the process works:

- You apply for any state school in any area on one form by 15 January 2020.
- Apply online at www.eadmissions.org.uk or link to the site from www.wandsworth.gov.uk/admissions. If you can't apply online, you can apply on a paper form available from the Pupil Services Section.
- All applications must be received by **15 January 2020**. Forms received after this date will be treated as late unless the council considers there are very exceptional circumstances (see page 11) as to why the application could not be submitted on-time.

- You can apply for up to 6 schools and must list them in the order you prefer them.
- Your child will be considered separately for each school.
- The published admission criteria will be used to decide whether or not your child can be offered a place at each school.
- The fact that you have applied for other schools, and the order in which you say you prefer the schools, will not be taken into account in assessing your application for each school.
- Before places are offered, Wandsworth Council will check whether your child can be offered a place at more than one of the schools you have applied for, including those in other boroughs.
- If your child can be offered a place in more than one school, the council will offer you a place at whichever one of these schools was your highest preference.
- Nobody will receive the offer of more than one school, on 16 April 2020.

STEP 2

Collecting information

It is important to collect as much information as possible about the schools you want to apply for and the admission procedures.

You can do this by:

- Reading this booklet and using the schools list and map to find out which schools are available in your area.
- Reading other councils' booklets if you are considering a school in another borough.
- Contacting schools for a copy of their prospectus.
- Visiting schools on special open days or by making an appointment.
- Asking for advice from staff at your child's current nursery.

You can also find out background information on schools by:

- Looking at reports on the school by OFSTED inspectors (available at www.gov.uk/government/organisations/ofsted or from libraries).
- Looking at school performance tables (available at www.compare-school-performance.service.gov.uk)

You can find information on schools by visiting www.wandsworth.gov.uk/admissions and following the link 'search for schools.'



Applying for places step by step

Step 1

Step 2

Step 3

Step 4

Step 5

Step 6

Step 7

STEP 3

Considering the facts

Many schools have more applications than they have places to offer. So before making your choices, it is important to get a realistic idea whether or not your child is likely to qualify for a place at each of the schools you are interested in.

If there are more applications than there are places at a school, the admissions criteria are used to decide the order in which children qualify for places. You should carefully read the admission criteria on pages 30-60 for each of the schools in your local area.

We also tell you the distance from the school within which an applicant had to live to get a place last year. Please refer to the 'Important Information' box on page 10 regarding home-to-school distances. For faith schools please see www.wandsworth.gov.uk/admissions for information.

If you want to talk to someone about the likelihood of securing a place in a particular school, please contact the school or Pupil Services (Telephone (020) 8871 7316).

Important note:

If your child attends a nursery class, you will not automatically be offered a Reception class place in the same school. You MUST reapply and be considered with all other applicants. The offer of a place will depend on the number of applications for the number of places available and whether other applicants have higher priority under the admissions criteria. Schools' oversubscription criteria do NOT give priority to children in the nursery class. An offer of a nursery place does not give an older child a sibling priority for a reception place (see admissions criteria pages 30-60).

STEP 4

Completing the application form

Please apply online at www.eadmissions.org.uk, or use the link from the council's website at www.wandsworth.gov.uk/admissions. If you do not wish to apply online, you can request a paper form (see Step 1) if you live in Wandsworth, or request a form from your home borough if you live elsewhere.

If your child has an Education, Health and Care Plan, please **do not** complete the Wandsworth form. You should follow the advice on page 64 of this booklet.

The information below will help you to complete the form correctly.

Your child's name

Please make sure that your child's name is written correctly and in the same way as their details are held by their current school (if relevant).

Your child's date of birth

You should only complete the form if your child's date of birth is between 1 September 2015 and 31 August 2016. This means that they are the right age to start in a Reception class in a Wandsworth primary school in September 2020.

Older children – Children born before 1 September 2015 must not use the form in this booklet to apply for school places. Please ask Pupil Services (Tel: 020 8871 7316 or email: admissions@richmondandwandsworth.gov.uk) for an 'in-year application form'. Please see page 62 of this booklet for more information.

Younger children – Children born between 1 September 2016 and 31 August 2017 can start in a Wandsworth nursery school or class in September 2020. Please contact schools direct to apply for a nursery place.

Your child's address

The address you give on the application form must be your child's **permanent address** on the closing date for applications and this must be the address where the family normally lives. Parents are not permitted to use a temporary address to secure a school place for the child. A business address, a childminder's address, or any address including a family member's address other than the child's **permanent home** will not be accepted. Proof of address will be sought if there is any doubt about the validity of the address given and may be the subject of further investigation.

If a family move into a property temporarily to increase the chances of gaining a school place, the council will use the permanent residence for the purpose of the application. If the family own a property but are living at and apply from a different address, the council will assume that the second address is temporary and that the property they own is where the child ordinarily lives. Where the owned property is being renovated, this will still be considered the family's permanent address. Evidence will otherwise be required that the property has been disposed of. If a family own more than one property, the council will request further evidence to demonstrate where they normally live to determine the address we will use for the child's application.

The address will be checked against information already held by the council and you will be asked to provide satisfactory proof if a discrepancy is found. Where proof of address is requested it **must** be provided. If satisfactory proof is

received after **10 February 2020** your application will be processed after the initial offer of places has been made on 16 April 2020.

If a place is offered on the basis of false or misleading information, the place will be withdrawn.

Where parents share custody, only one address must be provided and parents must prove the child's residency at this address.

If you change address after completing the form, you must tell the council straight away. Changes will only be accepted for admission purposes if satisfactory proof is provided that a move to a new permanent address has taken place. Evidence of disposal of the previous property may also be required. Changes of address after 10 February 2020 will not be used for admissions purposes until after 16 April 2020, but can be used for correspondence.

Children living abroad

If you currently live abroad but intend to move to the UK prior to your child starting school, we will accept an admission application but this will normally be based on your address abroad. We will normally only accept a Wandsworth address for admissions purposes for the initial round of allocations if you are physically resident at this address by the closing date of 15 January 2020.

It is sometimes possible to consider applications exceptionally, on the basis of the Wandsworth address, where we are satisfied that the address given is the family's permanent address, that the absence outside of the UK from that address is only temporary (up to six months) and there is evidence of a firm date that the family will return to live at this address. Such instances

might be where the family are on an extended holiday or short-term work placement abroad of up to six months.

Children of UK service personnel (UK Armed Forces and Crown Servants)

For families of UK service personnel with a confirmed posting in Wandsworth, or crown servants returning from overseas to live within Wandsworth, an address in Wandsworth will be used for admission purposes in advance of arrival in the UK provided that the application is accompanied by an official letter (i.e. from the MOD or FCO) which declares a relocation date and a Unit postal address or quartering area address.

Multiple births

If you are applying for a place for more than one child as a result of multiple births, you must complete a separate form for each child. Occasionally, the last place available at a school is offered to the first child from a family with multiple births. Where applicable, agreement will be sought from the admission authority for the school concerned to offer an additional place to accommodate the other child(ren).

Children in public care

Children in public care (children looked after) and those who ceased to be children looked after because they were adopted, or because they became subject to a residence order, child arrangements order or a special guardianship order, receive priority for admission to school.

A child looked after is a child in the care of a local authority or provided with accommodation by that authority in accordance with Section 22 of the Children Act 1989. An adopted child

is defined by section 46 of the Adoption and Children Act 2002 or section 12 of the Adoption Act 1976. A residence order is defined by section 8 of the Children Act 1989. A child arrangement order is defined by section 8 of the Children Act 1989 as amended by section 14 of the Children and Families Act 2014. A special guardianship order is defined by section 14A of the Children Act 1989.

If the conditions above apply to your child, you must give details on the application form and provide a letter from the relevant Local Authority Social Services Department. This letter must state the following:

- Confirmation that the child is currently 'looked after' or was previously looked after in accordance with the definition provided in the first paragraph of this section.
- If the child was previously 'looked after', then the letter must also confirm the date at which the child ceased to be 'looked after' and the date of the adoption order, residence order, child arrangements order or a special guardianship order which led to the cessation of 'looked after' status.

Any court orders must be accompanied with a letter from Social Services as described above to be considered for this admission criterion. Please note the letter and court orders will be forwarded to your preferred schools and/or the council in whose area is the school located.

Applying for places step by step

Step 1

Step 2

Step 3

Step 4

Step 5

Step 6

Step 7

Important information - Home to School distance

- The oversubscription criteria of most Wandsworth primary schools include priority based on the distance of home to school.
- The distance used to prioritise applications for admission to schools in Wandsworth will be measured in a **straight line between the home and the centre of the school site**.
- All measurements will be calculated by Wandsworth Council's Geographical Information System. **No other measurements will be taken into account.**
- The distance up to which places were offered last year is included in this booklet as a guide only. Distances change from year to year depending on the number of applications and other oversubscription criteria.

Important information - Apply for more than one school

Applying for one school only will NOT improve your chances of getting a place at that school. If your application is unsuccessful, and you have not included alternative schools on the form, your child may be without the offer of a place at any school when places are offered on 16 April. At that stage the alternative schools you could have originally applied for may already be full and your options will be far more limited.

STEP 4 Completing the application form

List of preferences

Please follow these important rules when you complete this part of the form:

- List up to six schools in the borough of Wandsworth or in other boroughs. Do not list private schools.
- Apply to several schools unless you are certain of getting a place in the school you most prefer.
- Make your choices carefully by reading the admission criteria that will be used to decide which children will qualify for places if there are more applications than places.
- Apply for the schools in your local area. Distance is used by most schools to decide which children are offered places.
- List the schools in the order you prefer them. If your child can be allocated a place at more than one school, the council will use this information to offer whichever of these you most prefer. The order cannot be changed later.

Supplementary Information Forms

If you have included a **faith school** in your list of preferences, you must also complete the school's supplementary information form, which will ask for details and evidence of religious commitment. You should contact the relevant school for the form and must return it to them by **15 January 2020**.

If you have included a preference for **Belleville Wix Academy** or **Shaftesbury Park School** on your common application form, and you wish to be considered for a place in the bilingual class, you must also complete the relevant school's bilingual class supplementary information form at the back of this

booklet and return it to Pupil Services by **15 January 2020**.

All the supplementary information forms for schools in Wandsworth are available to download from our website www.wandsworth.gov.uk/admissions

All applicants must complete the council's application form. Supplementary information forms on their own are not valid applications.

Siblings

If your child has a brother or sister already attending school, you **must** still complete the application form and give details of the sibling.

Please note that priority is only given to children who will have a sibling at the school on the date they are admitted (September 2020).

A sibling is defined as:

- a full brother or sister;
- a step/half brother or sister living at the same address;
- a child who is living as part of the family by reason of a court order; or
- a child who has been placed with foster carers as a result of being looked after by a local authority.

Note: An offer of a nursery place does not give an older child a sibling priority for a reception place (see admissions criteria pages 30-60).

Please note the admission criterion giving priority to children with a sibling at a Wandsworth community school without a priority area has changed from 2016 entry. Now, you will only automatically be given sibling priority for a place if you live within 800 metres of the school. If you live over 800 metres from the school, you will also receive priority under this criterion if you have not moved since the last sibling was

STEP 5

Returning the form - don't be late!

offered a place or the last sibling was admitted prior to September 2016.

Medical or social circumstances

If your child has an exceptional medical or social reason for needing a place at a particular school, you **must** state this on the form. Applications **must** be supported by a current letter from a specialist health professional, or a social worker/care professional working with the family. The letter **must** give reasons why the child's exceptional condition or circumstances make it essential for them to attend a particular school and must state the difficulties that would be caused by them attending an alternative school. If evidence is received after the closing date of 15 January 2020, it will not be taken into account until after places have been offered on 16 April 2020 (Note: Some schools do not consider medical or social needs at all).

Applicants who submit supporting information will **not** be advised whether their application is likely to be successful under this criterion prior to the offer of places on 16 April 2020.

Children of Staff

Some schools in Wandsworth, including all community schools, give priority to children of members of staff. If you wish to apply for a place at a school on this basis, please give details on your application. Please check the admission policies for each school for further information.

Reasons for preference

Please note that schools can **only** use their published admissions criteria to decide which children qualify for a place. It is therefore not necessary to give reasons for your preference(s) unless you want to.

If you apply online, you must submit the form before midnight on 15 January 2020.

If you apply on a paper form, you must return it by 15 January 2020 to:

**Pupil Services,
Wandsworth Council,
Children's Services Department,
Town Hall Extension,
Wandsworth High Street
SW18 2PU**

This is also the deadline for the receipt of supplementary information forms.

We will acknowledge receipt of all paper applications in our admissions office. Due to the volume of applications, this may take a few weeks, so please be patient.

All applications received by **15 January 2020** will be considered together. If your application is not received by the council's Pupil Services Section by **15 January 2020**, your child will not be considered for a place until after the initial offer of places on **16 April 2020**.

If the schools you have applied for are full at that time, your child's name will be put on a waiting list in the order of the school's admission criteria.

The council reserves the right to accept a late application where it considers that there are **exceptional** reasons for the application not being submitted on time. No applications received after 10 February 2020 can be accepted as 'on-time'.

Children with an Education, Health and Care Plan (EHCP)

If your child has an EHCP, you should not complete the Wandsworth application form. Different requirements and procedures apply for pupils with an EHCP – please see page 64 for further information.

Schools will admit pupils with an EHCP which names the school. Places may also be held during the admission process for pupils for whom the school is being consulted with by the responsible Local Authority, pending the outcome of that consultation. These will be included in the overall admission number of the school.



Applying for places step by step

Step 1

Step 2

Step 3

Step 4

Step 5

Step 6

Step 7

STEP 6

Being offered a place

On 16 April, Wandsworth Council will notify you of the outcome of your application.

- If you applied online you will be sent an email via the London Eadmissions website on the evening of 16 April and will also be able to view the outcome on the online system. The council will also send you a further more detailed notification email if it has not been possible to offer you your first preference school.
- If you applied on a paper form, you will be sent a notification letter by first class mail on 16 April.
- You will be offered a place at no more than one of these schools.
- The place offered will be at whichever of the schools is able to allocate your child a place using the published admission criteria.
- If more than one of the schools is able to allocate your child a place, you will be offered whichever one of these you said you would prefer on your application form.

When you have received the notification offering a place:

- Accept the place you have been offered by accepting online or returning the reply slip by the date given. Do not reject the place unless you have a place arranged elsewhere.
- If there are schools which you placed higher on your list than the school you have been offered, the email or letter will explain:
 - How you can find out why your child did not have high enough priority for a place under the admission criteria.
 - How to find out your child's position on the waiting list. If a place becomes available later, you will be given the opportunity to accept that instead.
 - How to appeal against not being offered a place at any of the schools you applied for and the date by which you must do this.

If you are not offered a place at any of the schools you applied for, and places are available at other schools, the council is required to make you an alternative offer if possible. This will usually be at the nearest school with available places. Your outcome email or letter will explain why you could not be offered a place at one of your preferred schools and which alternative place is being offered. The email or letter will also tell you how to make late applications for other schools.

How waiting lists operate

The council will maintain waiting lists for each Wandsworth school. Children not offered a place at the school, or at any school which was a higher preference, are placed on a waiting list in the order of the school's admission criteria.

Parents must advise Pupil Services if they wish their child to be on the waiting list for a school in another borough.

Places are allocated to children at the top of the waiting list as vacancies arise.

Late applications are placed on the waiting list in order of the published oversubscription criteria, regardless of the date the application was added to the list. This means that a child's position on the list can move down as well as up. This is a legal requirement. Waiting lists are maintained until the end of the Summer Term 2021.



STEP 7

Deciding whether to appeal

You have a legal right to appeal to an independent appeals panel against not being offered a place at a school you have applied to. You may appeal for more than one school if you wish.

Appeals when the class already has 30 pupils

The law states that there must be no more than 30 pupils in an infant class.

If your child has been refused a place in a Reception, Year 1 or Year 2 class and there are already 30 children in the class, an appeal will only be successful in very limited circumstances.

The appeals panel can only allow any more children into the class if they decide either:

1. That the admissions procedures were not carried out properly and that your child would have been offered a place if they had been; or
2. That your child would have been offered a place if the admissions arrangements were not contrary to mandatory provisions in the School Admissions Code and the School Standards and Framework Act 1998.
3. That the decision not to offer your child a place was not one which a reasonable admission authority would make in the circumstances of the case. (The appeals panel will consider the published admission arrangements in relation to your child's circumstances, to decide if it was entirely unreasonable or irrational not to offer a place.)

Important

If the letter you have received refusing your child a place states that there are already 30 children in the class, you should only consider appealing against the decision if you believe that your child was not offered a place for reasons 1, 2 or 3 above.

Appeals when the class does not have 30 pupils

If your child has been refused a place in an infant class which does not already have 30 pupils, or in any junior class, the appeals panel are not restricted to the circumstances set out above. As well as considering the school's circumstances, they will consider your personal reasons for wanting your child to attend the school. However, you should still think carefully about whether you have a strong case before deciding whether to appeal.

How to appeal

If you want to appeal against the refusal of a place, you should do so online at www.wandsworth.gov.uk/admissionappeals. If you require a paper copy of the appeal form and need information please contact the Wandsworth Appeals Service on 020 8871 7554 or email wandswortheducationappeals@richmondandwandsworth.gov.uk

- Information on the deadlines for appealing will be available on the council's website at www.wandsworth.gov.uk/admissionappeals
- Your appeal will be heard by an independent panel of people who have no connection with the school that you wish your child to attend. You will be told the date of the hearing and invited to attend

to explain your case to the panel.

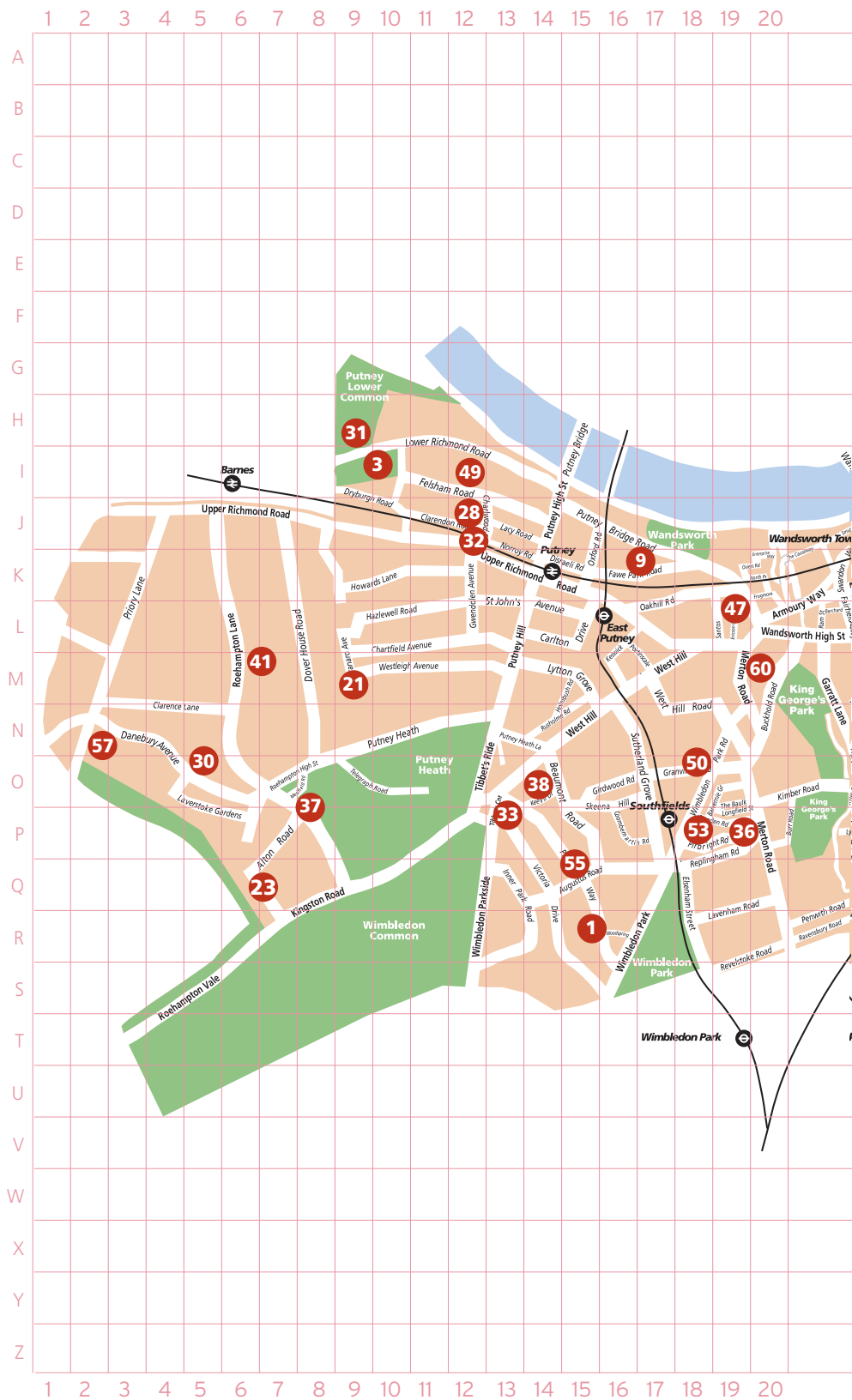
- If you decide to appeal, you must still obtain a place in another school in case your appeal is not successful. Do not leave it until after your appeal has been heard, as there will be fewer places available by then.
- Please see pages 38 and 31 for important information about appealing against the refusal of a place at Belleville Wix Academy or Shaftesbury Park School.

For information about appealing for a place in a school in another borough please contact that borough to find out how to appeal.



Schools in Wandsworth

No.	Primary School	Map Ref.
1	Albemarle	R,15
2	Alderbrook	N,34
3	All Saints (CE)	I,10
4	Allfarthing	M,23
5	Ark John Archer	J,26
6	Beatrix Potter	Q,25
7a	Belleville (Webbs Road site)	L,30
7b	Belleville (Meteor Street site)	J,33
8	Belleville Wix	I,34
9	Brandehow	K,16
10	Broadwater	U,28
11	Chesterton	F,33
12	Christchurch (CE)	H,29
13	Earlsfield	R,24
14	Falconbrook	H,27
15	Fircroft	S,30
16	Floreat Wandsworth	P,23
17	Franciscan	W,32
18	Furzedown	Y,35
19	Gatton (Muslim)	V,29
20	Goldfinch	X,38
21	Granard	M,9
22	Griffin	E,37
23	Heathmere	Q,6
24	Hillbrook	U,32
25	Holy Ghost (Catholic)	P,32
26	Honeywell Infant	M,30
27	Honeywell Junior	M,31
28	Hotham	J,12
29	John Burns	G,33
30	Mosaic (Jewish)	O,5
31	Oasis Academy Putney	H,9



© Crown copyright. All rights reserved. Wandsworth Borough Council Licence No. LA 1000019270 (2018)

21 22 23 24 25 26 27 28 29 30 31 32 33 34 35 36 37 38 39 40



21 22 23 24 25 26 27 28 29 30 31 32 33 34 35 36 37 38 39 40

No.	Primary School	Map Ref.
32	Our Lady of Victories (Catholic)	K,12
33	Our Lady Queen of Heaven (Catholic)	P,13
34	Penwortham	X,36
35	Ravenstone	Q,34
36	Riversdale	P,19
37	Roehampton (CE)	O,8
38	Ronald Ross	O,14
39	Rutherford House	R,34
40	Sacred Heart Battersea (Catholic)	G,28
41	Sacred Heart Roehampton (Catholic)	M,6
42	St Anne's (CE)	L,23
43	St Anselm's (Catholic)	S,33
44	St Boniface (Catholic)	W,31
45	St Faith's (CE)	K,22
46	St George's (CE)	D,37
47	St Joseph's (Catholic)	L,19
48	St Mary's Battersea (Catholic)	E,35
49	St Mary's Putney (CE)	I,12
50	St Michael's (CE)	O,18
51	Sellincourt	X,30
52	Shaftesbury Park	H,32
53	Sheringdale	P,18
54	Smallwood	V,26
55	Southmead	Q,15
56	Swaffield	N,23
57	The Alton	N,2
58	Tooting	W,32
59	Trinity St Mary's (CE)	Q,33
60	West Hill	M,20
61	Westbridge	E,27

Schools in Wandsworth

Key and guide to terms used

There are four different types of schools listed:

- **Community schools**, where Wandsworth Council is responsible for the arrangements for admitting children.
- **Foundation schools**, where the school governors are responsible for admitting children.
- **Voluntary aided schools**, where the school governors are responsible for admitting children.
- **Academies** (including Free Schools), where the school governors are responsible for admitting children.

The council funds and maintains community schools, foundation schools and voluntary aided schools in broadly the same way. Academies (including Free Schools) are funded directly by the Department for Education.

School type

- C Community School
- CP Community School with priority area
- F Foundation School
- VA Voluntary Aided School
- A Academy/Free School
- (N) Nursery class

DfE number

The Department for Education unique school identification number.

Admission Number

The **Admission Number** is the number of Reception age children the school can admit in September 2020. The numbers at some schools may be increased as a result of any future decision to accommodate additional children in September 2020 to meet local demand for a school place. Under normal circumstances there must be no more than 30 pupils in an infant class.

Total preferences

The number of applicants listing the school as one of the six preferences on the application form at the closing date of 15 January 2019.

Size

This number is the total number of children in the school in May 2019, not including the nursery class.

Last year

This tells you how Reception places were offered on **16 April 2019**. This is only a guide and will vary from year to year. Information about previous years is available at www.wandsworth.gov.uk/admissions.

Distances











Where distance was significant to the offer of places, the furthest distance reached on 16 April is given. Where later offers were made the figure in brackets is the distance reached at the time of publication (if this distance exceeded the distance on 16 April).



The symbols








These show whether each school has before school or after school provision. **Please note that this information is subject to change throughout the year. Contact the Family Information Service on (020) 8871 7899 or individual schools for up to date information.**

- ◆ Breakfast club
- ◻ Breakfast club linked to another setting
- ◻ After school provision
- ◻ After school provision linked to another setting
- ◻ Other care provision. Please contact the school for more details












Map no	School name	School type	DfE Number	Admission Number	Admission criteria	Total preferences	Size
1	Albemarle Primary School   Princes Way, SW19 6JP (020) 8788 3170 info@albemarle.wandsworth.sch.uk www.albemarle.wandsworth.sch.uk Head: Theresa Moses Last year: All siblings were offered a place and other applicants living up to a distance of 1,523 metres. 1 appeal was heard, 0 was successful.	F (N)	212 5205	60	Page 35	175	343
2	Alderbrook Primary School   Oldridge Road, SW12 8PP (020) 8673 4913 info@alderbrook.wandsworth.sch.uk www.alderbrookprimaryschool.co.uk Head: Peter Weal Last year: All siblings were offered a place and other applicants living up to a distance of 878 (885) metres.	C (N)	212 2004	60	Page 30	255	320
3	All Saints' (CE) Primary School Putney Common, SW15 1HL (020) 8788 5196 admin@allsaints.wandsworth.sch.uk www.allsaints.wandsworth.sch.uk Head: Claire Wood Last year: See www.wandsworth.gov.uk/admissions	VA (N)	212 3304	30	Page 45	193	197
4	Allfarthing Primary School   St Ann's Crescent, SW18 2LR (020) 8874 1301 info@allfarthing.wandsworth.sch.uk www.allfarthing.org.uk Head: Tom Holmes Last year: All siblings were offered a place and other applicants living up to a distance of 559 (1,079) metres. 1 appeal was heard, 1 was successful.	C (N)	212 2010	60	Page 30	253	363
5	Ark John Archer Primary Academy   Plough Terrace, St John's Hill, SW11 2AA (020) 7228 1710 admin@arkjohnarcher.org www.arkjohnarcher.org Interim Heads: Glenn Prior and Zara Simpson Last year: All applicants were offered a place.	A (N)	212 2301	30	Page 37	54	250
6	Beatrix Potter Primary School   Magdalen Road, SW18 3ER (020) 8874 1482 info@beatrixpotter.wandsworth.sch.uk www.beatrixpotterschool.com Head: Steph Neale Last year: See page 32	CP (N)	212 2034	60	Page 34	330	385










Schools in Wandsworth

Map no	School name	School type	DfE Number	Admission Number	Admission criteria	Total preferences	Size
7	Belleville Primary School   Webb's Road, SW11 6PR and Meteor Street, SW11 5NZ (020) 7228 6727 enquiries@bellevilleschool.org www.belleville-school.org.uk Executive Head: John Grove • Headteacher, Infants: Mary-Lyne Latour Headteacher, Juniors: Sarah Atherton • Headteacher, Meteor Street: Jane Ford Last year: All siblings were offered a place and other applicants living up to a distance of 391 (470) metres. 3 appeals were heard, 0 were successful. 90 pupils will attend the Webb's Road site and 30 pupils will attend the Meteor Street site. The Governing Body is responsible for deciding which site a child will attend. See page 36.	A (N)	212 2040	150	Page 37	533	881
8	Belleville Wix Academy   Wix's Lane, Clapham Common Northside, SW4 0AJ Telephone: (020) 7228 3055 admin@wix.wandsworth.sch.uk www.bellevillewix.org.uk Executive Head: John Grove Head: Seana Henry Last year: See page 29 * 14 bilingual (French/English) places and 30 English only places - see page 38. (An additional 30 English places were offered for 2019 entry.)	A (N)	212 2009	44*	Page 38	230	284
9	Brandlehow Primary School   Brandlehow Road, SW15 2ED (020) 8874 5429 info@brandlehow.wandsworth.sch.uk www.brandlehowschool.org.uk Head: Ellie Loughnan Last year: All siblings were offered a place and other applicants living up to a distance of 77 (117) metres. 8 appeals were heard, 0 were successful.	C (N)	212 2064	30	Page 30	281	315
10	Broadwater Primary School   Broadwater Road, SW17 0DZ (020) 8672 3062 admin@broadwater.wandsworth.sch.uk www.broadwaterschool.org.uk Head: Clare Scarlett Last year: All applicants were offered a place.	C (N)	212 2067	60	Page 30	112	303
11	Chesterton Primary School   Dagnall Street, Battersea Park Road, SW11 5DT (020) 7622 1619 office@chesterton.wandsworth.sch.uk www.chesterton.wandsworth.sch.uk Executive Head: Mark Siswick Head of School: Danine Smith Last year: All siblings were offered a place and other applicants living up to a distance of 981 metres. 3 appeals were heard, 1 was successful.	A (N)	212 2107	60	Page 39	175	409







Map no	School name	School type	DfE Number	Admission Number	Admission criteria	Total preferences	Size
12	Christ Church (CE) Primary School 	VA (N)	212 3320	30	Page 45	61	171
<p>Batten Street, SW11 2TH (020) 7228 2812 info@christchurch.wandsworth.sch.uk www.christchurchbattersea.co.uk Head: Colette Morris Last year: All applicants were offered a place.</p>							
13	Earlsfield Primary School 	C (N)	212 2180	60	Page 30	377	423
<p>Tranmere Road, SW18 3QQ (020) 8946 5452 info@earlsfield.wandsworth.sch.uk www.earlsfield.wandsworth.sch.uk Head: Steve Trow Last year: All siblings were offered a place and other applicants living up to a distance of 350 (371) metres. 6 appeals were heard, 0 were successful.</p>							
14	Falconbrook Primary School 	C (N)	212 2211	60	Page 30	51	241
<p>Wye Street, SW11 2LX (020) 7228 7706 admin@falconbrook.wandsworth.sch.uk www.falconbrook.wandsworth.sch.uk Head: Stella Smith Last year: All applicants were offered a place.</p>							
15	Fircroft Primary School 	C (N)	212 2217	60	Page 30	216	341
<p>Fircroft Road, SW17 7PP (020) 8672 6258 officemanager@fircroft.wandsworth.sch.uk www.fircroftprimaryschool.co.uk Head: Denise York Last year: All siblings were offered a place and others up to a distance of 682 metres (all applicants subsequently offered a place).</p>							
16	Floreat Wandsworth Primary School 	A (N)	212 2006	60	Page 39	397	223
<p>305 Garratt Lane, SW18 4EQ (020) 8353 4195 office@wandsworth.floreat.org.uk www.floreatwandsworth.org.uk Head: Matthew Custance Last year: All siblings were offered a place and others up to a distance of 449 metres. 4 appeals were heard, 0 were successful.</p>							
17	Franciscan Primary School 	A (N)	212 2231	60	Page 40	169	302
<p>221 Franciscan Road, SW17 8HQ (020) 8672 3048 admin@franciscan.wandsworth.sch.uk www.franciscan.wandsworth.sch.uk Head: Patricia André-Watson Last year: All applicants were offered a place.</p>							
18	Furzedown Primary School 	CP (N)	212 2237	60	Page 33	232	391
<p>Beclands Road, SW17 9TJ (020) 8672 3480 admin@furzedown.wandsworth.sch.uk www.furzedownschool.co.uk Head: Monica Kitchlew-Wilson Last year: See page 34.</p>							













Schools in Wandsworth

Map no	School name	School type	DfE Number	Admission Number	Admission criteria	Total preferences	Size
19	Gatton Primary School (Muslim)  	VA	212 2005	90	Page 60	171	526
	13E Broadwater Road, SW17 0DS (020) 8682 5570 info@gatton.wandsworth.sch.uk www.gatton.wandsworth.sch.uk Head: Iffat Fariduddin Last year: See www.wandsworth.gov.uk/admissions 4 appeals were heard, 0 were successful.						
20	Goldfinch Primary School  	A (N)	212 2012	30	Page 41	43	199
	Cunliffe Street, SW16 6DS (020) 8769 6486 info@goldfinchprimary.org.uk www.goldfinchprimary.org.uk Head: Emilie Haston Last year: All applicants were offered a place.						
21	Granard Primary School  	C (N)	212 2781	90	Page 30	118	435
	Cortis Road, SW15 6XA (020) 8788 3606 info@granard.wandsworth.sch.uk www.granardprimary.co.uk Head: Cheryl Grigg Last year: All applicants were offered a place.						
22	Griffin Primary School 	A (N)	212 2011	60	Page 41	28	264
	Stewarts Road, SW8 4JB (020) 7622 5087 admin@griffinprimary.org www.griffinprimary.co.uk Executive Head: Karen Bastick-Styles Head of School: Abi McIvor Last year: All applicants were offered a place.						
23	Heathmere Primary School  	C (N)	212 2786	45	Page 30	60	272
	Alton Road, SW15 4LJ (020) 8788 9057 office@heathmere.wandsworth.sch.uk www.heathmereprimary.org Head: Emma Lewis Last year: All applicants were offered a place.						
24	Hillbrook Primary School  	F (N)	212 5201	120	Page 35	323	641
	Hillbrook Road, SW17 8SG (020) 8672 3957 admin@hillbrook.wandsworth.sch.uk www.hillbrookschool.org.uk Head: Deborah Hart Last year: All applicants were offered a place.						
25	Holy Ghost (Catholic) Primary School 	VA	212 3376	30	Page 51	99	209
	Nightingale Square, SW12 8QJ (020) 8673 3080 sbm@holyghost.wandsworth.sch.uk www.holyghost.wandsworth.sch.uk Head: Susan Lawless Last year: See www.wandsworth.gov.uk/admissions						


Map no	School name	School type	DfE Number	Admission Number	Admission criteria	Total preferences	Size
26	Honeywell Infant School   Honeywell Road, SW11 6EF (020) 7228 6811 office@honeywell.wandsworth.sch.uk www.honeywellschools.org Head: Jane Neal Last year: All siblings were offered a place and other applicants living up to a distance of 250 (258) metres. 6 appeals were heard, 1 was successful.	F (N)	212 5203	90	Page 36	501	270
27	Honeywell Junior School   Honeywell Road, SW11 6EF (020) 7223 5185 office@honeywell.wandsworth.sch.uk www.honeywellschools.org Head: Duncan Roberts This school admits children in year 3 using the criteria on page 36. 1 appeal was heard, 0 was successful.	F	212 5204	90	Page 36	N/A	354
28	Hotham Primary School   Charlwood Road, SW15 1PN (020) 8788 6468 info@hotham.wandsworth.sch.uk www.hothamprimaryschool.org.uk Head: Sarah Martin Last year: All siblings were offered a place and other applicants living up to a distance of 912 (1,012) metres. 2 appeals were heard, 0 were successful.	C (N)	212 2314	60	Page 30	259	358
29	John Burns Primary School   Wycliffe Road, SW11 5QR (020) 7228 3857 office@johnburns.wandsworth.sch.uk www.johnburnsprimary.co.uk Head: Brian Grogan Last year: All applicants were offered a place.	C (N)	212 2334	30	Page 30	112	196
30	Mosaic Jewish Primary School   170 Roehampton Lane, SW15 4EU (020) 8944 8731 admissions@mjps.org.uk www.mjps.org.uk Head: Nerrissa Bear Last year: See www.wandsworth.gov.uk/admissions	A	212 2001	60	Page 42	113	210
31	Oasis Academy Putney   184 Lower Richmond Road, SW15 1LY (020) 7884 6000 info@oasisputney.org www.oasisacademyputney.org Executive Principal: Di Morgan Last year: All siblings were offered a place and other applicants living up to a distance of 2,141 (2,279) metres.	A	212 2003	60	Page 43	244	128

Schools in Wandsworth

Map no	School name	School type	DfE Number	Admission Number	Admission criteria	Total preferences	Size
32	Our Lady of Victories (Catholic) Primary School  1 Clarendon Drive, SW15 1AW (020) 8788 7957 info@ourladyofvictories.wandsworth.sch.uk www.ourladyofvictories.wandsworth.sch.uk Head: Anna Madden Last year: See www.wandsworth.gov.uk/admissions 1 appeal was heard, 0 was successful.	VA	212 3387	30	Page 52	182	208
33	Our Lady Queen of Heaven (Catholic) Primary School  Victoria Drive, SW19 6AD (020) 8788 7420 info@ourladyqueenofheaven.wandsworth.sch.uk www.ourladyqueenofheaven.wandsworth.sch.uk Acting Head: Jeremy Tuke Last year: See www.wandsworth.gov.uk/admissions	VA (N)	212 3636	30	Page 53	107	208
34	Penwortham Primary School  Penwortham Road, SW16 6RJ (020) 8769 3949 admin@penwortham.wandsworth.sch.uk www.penwortham.wandsworth.sch.uk Head: Sandie Andrews Last year: See page 34.	CP (N)	212 2467	90	Page 33	220	587
35	Ravenstone Primary School  Ravenstone Street, SW12 9SS (020) 8673 0594 info@ravenstone.wandsworth.sch.uk www.ravenstoneschool.co.uk Head: Joe Croft Last year: All siblings were offered a place and other applicants living up to a distance of 987 (1,574) metres.	C (N)	212 2495	60	Page 30	257	350
36	Riversdale Primary School  302a Merton Road, SW18 5JP (020) 8874 6904 info@riversdale.wandsworth.sch.uk www.riversdaleschool.org.uk Head: Amy Roberts Last year: All siblings were offered a place and other applicants living up to a distance of 855 (960) metres.	C (N)	212 2511	60	Page 30	266	370
37	Roehampton Church School  245 Roehampton Lane, SW15 4AA (020) 8788 8650 info@roehampton.wandsworth.sch.uk www.roehampton.wandsworth.sch.uk Head: Richard Woodfin Last year: All applicants were offered a place.	VA (N)	212 3390	30	Page 46	68	194











Map no	School name	School type	DfE Number	Admission Number	Admission criteria	Total preferences	Size
38	Ronald Ross Primary School   145 Beaumont Road, SW19 6RY (020) 8788 5233 info@ronaldross.wandsworth.sch.uk www.ronaldross.org.uk Head: Abby Brady Last year: All siblings were offered a place and other applicants living up to a distance of 220 metres. 3 appeals were heard, 2 were successful.	C (N)	212 2807	30	Page 30	171	207
39	Rutherford House Primary School   217 Balham High Road, SW17 7BQ (020) 8672 5901 info@rutherfordhouseschool.co.uk www.rutherfordhouseschool.co.uk Head: Maxine Mallett Last year: All siblings were offered a place and other applicants living up to a distance of 733 (1,181) metres.	A	212 2002	60	Page 43	249	334
40	Sacred Heart (Battersea) (Catholic) Primary School   Este Road, SW11 2TD (020) 7223 5611 admin@sacredheart-battersea.wandsworth.sch.uk www.sacredheartschoolbattersea.co.uk Executive Head: Jared Brading Head of School: Nicola Byrne Last year: See www.wandsworth.gov.uk/admissions	VA (N)	212 3645	60	Page 54	129	383
41	Sacred Heart (Roehampton) (Catholic) Primary School   Roehampton Lane, SW15 5NX (020) 8876 7074 info@sacredheart-roe.wandsworth.sch.uk www.sacredheart-roe.wandsworth.sch.uk Head: Anthony Gibbons Last year: All applicants were offered a place.	VA (N)	212 3629	60	Page 55	100	415
42	St Anne's (CE) Primary School   208 St Ann's Hill, SW18 2RU (020) 8874 1863 admin@st-annes.wandsworth.sch.uk www.st-annes.wandsworth.sch.uk Head: Lesley Steward Last year: All applicants were offered a place.	VA (N)	212 3408	30	Page 46	80	128
43	St Anselm's (Catholic) Primary School   19 Tooting Bec Road, SW17 8BS (020) 8672 9227 admin@stanselms.wandsworth.sch.uk www.stanselms.wandsworth.sch.uk Head: Hattie Elwes Last year: See www.wandsworth.gov.uk/admissions 1 appeal was heard, 0 was successful.	VA	212 3644	30	Page 56	94	208

Schools in Wandsworth

Map no	School name	School type	DfE Number	Admission Number	Admission criteria	Total preferences	Size
44	St Boniface (Catholic) Primary School    	VA (N)	212 3422	45*	Page 57	116	329
	Undine Street, SW17 8PP (020) 8672 5874 admin@stboniface.wandsworth.sch.uk www.stboniface.wandsworth.sch.uk Head: Lisa Platts Last year: All applicants were offered a place. *subject to approval						
45	St Faith's (CE) Primary School  	VA (N)	212 3434	30	Page 47	93	152
	Alma Road, East Hill, SW18 1BT (020) 8874 2653 admin@stfaiths.wandsworth.sch.uk www.stfaiths.wandsworth.sch.uk Head: Stephan Cook Last year: See www.wandsworth.gov.uk/admissions						
46	St George's (CE) Primary School  	VA (N)	212 3444	30	Page 48	58	204
	Corunna Road, SW8 4JS (020) 7622 1870 admin@st-georges.wandsworth.sch.uk www.st-georges.wandsworth.sch.uk Head: Sarah Collymore Last year: See www.wandsworth.gov.uk/admissions						
47	St Joseph's (Catholic) Primary School  	VA (N)	212 3486	30	Page 58	79	184
	90 Oakhill Road, SW15 2QD (020) 8874 1888 admin@stjosephs.wandsworth.sch.uk www.stjosephs.wandsworth.sch.uk Head: Emma Cashier Last year: See www.wandsworth.gov.uk/admissions						
48	St Mary's (Battersea) (Catholic) Primary School  	VA (N)	212 3528	30	Page 59	70	196
	7 St Joseph's Street, SW8 4EN (020) 7622 5460 admin@st-marys-pri.wandsworth.sch.uk www.stmarysschoolbattersea.co.uk Executive Head: Jared Brading Head of School: Claire Mitchell Last year: See www.wandsworth.gov.uk/admissions						
49	St Mary's (Putney) (CE) Primary School	VA (N)	212 3524	30	Page 49	237	206
	Felsham Road, SW15 1BA (020) 8788 9591 office@st-marys-putney.wandsworth.sch.uk www.stmarysschoolputney.co.uk Head: Cheryl Payne Last year: See www.wandsworth.gov.uk/admissions 2 appeals were heard, 0 were successful.						

Map no	School name	School type	DfE Number	Admission Number	Admission criteria	Total preferences	Size
50	St Michael's (CE) Primary School   Granville Road, SW18 5SQ (020) 8874 7786 info@stmichaels.wandsworth.sch.uk www.stmichaels.wandsworth.sch.uk Head: Ann-Marie Grant Last year: See www.wandsworth.gov.uk/admissions	VA	212 3550	60	Page 50	226	408
51	Sellincourt Primary School   Sellincourt Road, SW17 9SA (020) 8672 6796 info@sellincourt.wandsworth.sch.uk www.sellincourt.wandsworth.sch.uk Head: Hayley Clayton Last year: All applicants were offered a place.	CP (N)	212 2541	60	Page 33	132	320
52	Shaftesbury Park Primary School   Ashbury Rd, SW11 5UW (020) 7228 3652 info@shaftesburypark.wandsworth.sch.uk www.shaftesburypark.wandsworth.sch.uk Head: Oshunbunmi Richards Last year: See page 31. *30 bilingual (French/English) places and 30 English only places - see page 31.	C (N)	212 2545	60*	Page 30	148	316
53	Sheringdale Primary School   Standen Road, SW18 5TR (020) 8874 7340 adminsupport@sheringdale.wandsworth.sch.uk www.sheringdale.org Head: Sarah Jones Last year: All siblings were offered a place and other applicants living up to a distance of 379 metres.	C (N)	212 2774	60	Page 30	349	352
54	Smallwood Primary School and Language Unit   Smallwood Road, SW17 0TW (020) 8672 6024 admin@smallwood.wandsworth.sch.uk www.smallwood.wandsworth.sch.uk Head: Fiona Loudon Last year: All applicants were offered a place.	C (N)	212 2558	60	Page 30	108	313
55	Southmead Primary School   Princes Way, SW19 6QT (020) 8788 8901 office@southmead.wandsworth.sch.uk www.southmeadschool.co.uk Head: Sarah Parry Last year: All applicants were offered a place.	C (N)	212 2780	60	Page 30	112	372
56	Swaffield Primary School   St Ann's Hill, SW18 2SA (020) 8874 2825 swaffield@swaffield.wandsworth.sch.uk www.swaffield.wandsworth.sch.uk Head: Julia Hamilton Last year: All applicants were offered a place.	C (N)	212 2584	60	Page 30	227	375

Schools in Wandsworth

Map no	School name	School type	DfE Number	Admission Number	Admission criteria	Total preferences	Size
57	The Alton School   Danebury Avenue, SW15 4PD (020) 8876 8482 admin@thealton.wandsworth.sch.uk www.altonschool.org.uk Head: Ruth Hudson Last year: All applicants were offered a place.	A (N)	212 2877	30	Page 44	51	186
58	Tooting Primary School   Franciscan Road, SW17 8HE (020) 3700 0790 admin@tootingprimary.org www.tootingprimary.org.uk Acting Head: Kelly Dixon Last year: All siblings were offered a place and other applicants living up to a distance of 615 (805) metres.	A	212 2000	60	Page 44	302	349
59	Trinity St Mary's Primary School (CE)   6 Balham Park Road, SW12 8DR (020) 8673 4166 sao@tsm.wandsworth.sch.uk www.tsm.wandsworth.sch.uk Head: Lynn Anderson Last year: All applicants were offered a place.	VA (N)	212 3525	30	Page 50	54	137
60	West Hill Primary School   5 Merton Road, SW18 5ST (020) 8874 5900 info@westhill.wandsworth.sch.uk www.westhillprimarieschool.org Headteachers: Lisa Carmen and Anna Healy Last year: All siblings were offered a place and others living up to a distance of 1,835 (2,037) metres.	C (N)	212 2633	60	Page 30	100	274
61	Westbridge Primary School   Bolingbroke Walk, Westbridge Road, SW11 3NE Telephone: (020) 7228 1293 info@westbridgeprimarieschool.com www.westbridgeprimarieschool.com Head: Diane Thompson Last year: All applicants were offered a place.	A (N)	212 2007	60	Page 44	42	159



How children are admitted to Wandsworth primary schools

Admission Authority

Each school has an **Admission Authority** which is legally responsible for deciding which children will be admitted if there are more applications than places. The Admission Authority is determined by the **type** of the school.

There are four types of school in Wandsworth:

- **Community schools** ('C' in the list on the next page)
- **Foundation Schools** ('F' in the list on the next page)
- **Voluntary Aided Schools** ('VA' in the list on the next page)
- **Academies/Free Schools** ('A' in the list on the next page)

At Community Schools, the Admission Authority is the Local Authority (Wandsworth Council). At Foundation Schools, Voluntary Aided Schools, Free Schools and Academies, the Admission Authority is the Governing Body of the school. The list on the next page gives the type and Admission Authority for each school.

Admission Criteria

The order in which children are admitted if there are more applications than places is called the **Admission Criteria**. There are Admission Criteria for each school in Wandsworth, but they are not all the same. The list on the next page tells you where to find each school's Admission Criteria in this booklet.

Supplementary Information Forms

To apply for any of the schools listed, you must complete the local authority online application or paper form. However, some schools require a **supplementary information form** to be completed so that they can assess whether an application meets the Admission Criteria. The list on the next page tells you for which schools you need to complete and return a supplementary form, as well as the local authority application.

School Admissions Code

All Admission Authorities must act in accordance with the **School Admissions Code**, a document issued by the Department for Education and available at www.gov.uk.



How children are admitted to Wandsworth primary schools

The Type, Admission Authority and Admission Criteria of Wandsworth Schools

School	Type	Admission Authority	Admission Criteria	Supp. Form (Yes/No)
Albemarle	F	Governing Body	Page 35	No
Alderbrook	C	Local Authority	Page 30	No
All Saints (C of E)	VA	Governing Body	Page 45	Yes
Allfarthing	C	Local Authority	Page 30	No
Ark John Archer	A	Academy Trustees	Page 37	No
Beatrix Potter	C	Local Authority	Page 34	No
Belleville	A	Academy Trustees	Page 37	No
Belleville Wix	A	Academy Trustees	Page 38	Yes for bilingual
Brandlehow	C	Local Authority	Page 30	No
Broadwater	C	Local Authority	Page 30	No
Chesterton	A	Academy Trustees	Page 39	No
Christchurch (C of E)	VA	Governing Body	Page 45	Yes
Earlsfield	C	Local Authority	Page 30	No
Falconbrook	C	Local Authority	Page 30	No
Fircroft	C	Local Authority	Page 30	No
Floreat	A	Academy Trustees	Page 39	No
Franciscan	A	Local Authority	Page 40	No
Furzedown	C	Local Authority	Page 33	No
Gatton (Muslim)	VA	Governing Body	Page 60	Yes
Goldfinch	A	Academy Trustees	Page 41	No
Granard	C	Local Authority	Page 30	No
Griffin	A	Academy Trustees	Page 41	No
Heathmere	C	Local Authority	Page 30	No
Hillbrook	F	Governing Body	Page 35	No
Holy Ghost (Catholic)	VA	Governing Body	Page 51	Yes
Honeywell	F	Governing Body	Page 36	No
Hotham	C	Local Authority	Page 30	No
John Burns	C	Local Authority	Page 30	No
Mosaic (Jewish)	A	Academy Trustees	Page 42	Yes
Oasis Putney	A	Academy Trustees	Page 43	No

The Type, Admission Authority and Admission Criteria of Wandsworth Schools

School	Type	Admission Authority	Admission Criteria	Supp. Form (Yes/No)
Our Lady of Victories (Catholic)	VA	Governing Body	Page 52	Yes
Our Lady Queen of Heaven (Catholic)	VA	Governing Body	Page 53	Yes
Penwortham	C	Local Authority	Page 33	No
Ravenstone	C	Local Authority	Page 30	No
Riversdale	C	Local Authority	Page 30	No
Roehampton (C of E)	VA	Governing Body	Page 46	Yes
Ronald Ross	C	Local Authority	Page 30	No
Rutherford House	A	Academy Trustees	Page 43	No
Sacred Heart (SW11) (Catholic)	VA	Governing Body	Page 54	Yes
Sacred Heart (SW15) (Catholic)	VA	Governing Body	Page 55	Yes
St Anne's (C of E)	VA	Governing Body	Page 46	Yes
St Anselm's (Catholic)	VA	Governing Body	Page 56	Yes
St Boniface (Catholic)	VA	Governing Body	Page 57	Yes
St Faith's (C of E)	VA	Governing Body	Page 47	Yes
St George's (C of E)	VA	Governing Body	Page 48	Yes
St Joseph's (Catholic)	VA	Governing Body	Page 58	Yes
St Mary's (SW8) (Catholic)	VA	Governing Body	Page 59	Yes
St Mary's (SW15) (C of E)	VA	Governing Body	Page 49	Yes
St Michael's (C of E)	VA	Governing Body	Page 50	Yes
Sellincourt	C	Local Authority	Page 33	No
Shaftesbury Park	C	Local Authority	Page 30	Yes for bilingual
Sheringdale	C	Local Authority	Page 30	No
Smallwood	C	Local Authority	Page 30	No
Southmead	C	Local Authority	Page 30	No
Swaffield	C	Local Authority	Page 30	No
The Alton	A	Academy Trustees	Page 44	No
Tooting	A	Academy Trustees	Page 44	No
Trinity St Mary's (C of E)	VA	Governing Body	Page 50	Yes
West Hill	C	Local Authority	Page 30	No
Westbridge	A	Academy Trustees	Page 44	No

Admission criteria

Community Schools

Alderbrook
Allfarthing
Brandlehow
Broadwater
Earlsfield
Falconbrook
Fircroft

Granard
Heathmere
Hotham
John Burns
Ravenstone
Riversdale
Ronald Ross

Shaftesbury Park
Sheringdale
Smallwood
Southmead
Swaffield
West Hill

Admission criteria for schools listed above.

Places will first be allocated to Children with an Education Health and Care Plan which names the school or for whom the school is being consulted with by the responsible Local Authority. These children will be included in the overall admission number of the school. In the event of oversubscription, the remaining places will then be offered in the following order of priority:

- i) Looked after children and those who ceased to be looked after children looked after because they were adopted, or because they became subject to a residence order, child arrangements order or a special guardianship order (see note 1);
- ii) Children with a professionally supported exceptional medical need or exceptional social need for a place at a particular school, as decided by the Director of Children Services (see note 2);
- iii) Children with brothers and sisters on the roll of the school on the date of admission living up to a distance of 800 metres from the school. Children with a brother or sister at the school on the date of admission living over 800 metres from the school will also receive priority under this criterion where the family have not moved since last sibling was offered a place or the last sibling was admitted prior to September 2016 (see notes 3 and 4);
- iv) Children of staff employed directly at the school (see note 5);
- v) Other children in order of straight line distance from home to school as measured by Wandsworth Council's Geographical Information System. (Note 4).

If there are more applications than places within any category, applications will be considered in order of straight line distance from home to school as measured by Wandsworth Council's Geographical Information System (note 4).

Notes:

1. A child looked after is a child in the care of a local authority or provided with accommodation by that authority in accordance with Section 22 of the Children Act 1989. An adopted child is defined by section 46 of the Adoption and Children Act 2002 or section 12 of the Adoption Act 1976. A residence order is defined by section 8 of the Children Act 1989. A child arrangement order is defined by section 8 of the Children Act 1989 as amended by section 14 of the Children and Families Act 2014. A special guardianship order is defined by section 14A of the Children Act 1989.
2. Applications made on exceptional medical grounds must be supported by a current letter from a specialist health professional. Applications made on exceptional social grounds must be supported by a current letter from a social worker or other care professional working with the family. The letters must give reasons why the child's condition or circumstances make it necessary for the child to attend the school applied for, and the difficulties that would be caused if the child had to attend an alternative school. If this information is not provided by the application closing date, the application will not be considered under this criterion. The Director of Children's Services may request professional advice, from within or outside Wandsworth Council, before reaching a decision.

3. A sibling is a full brother or sister, a step/half brother or sister living at the same address, a child who is living as part of the family by reason of a court order, or a child who has been placed with foster carers as a result of being looked after by a local authority.
4. The straight-line measurement used to prioritise applicants for admission to schools in Wandsworth commences in all cases at the location of the property and terminates at the central point of the school site as determined by Wandsworth Council's Geographical Information System. Measurements by alternative systems and/or to other points will not be taken into account in any circumstances. Where applicants have identical distance measurements, priority amongst them will be determined at random.
5. Priority to children of staff will be given only where the member of staff has been employed at the school for two or more years at the time at which the application for admission to the school is made, and/or the member of staff is recruited to fill a vacant post for which there is a demonstrable skill shortage. The member of staff must be employed on at least a 0.6 full time equivalent (FTE) basis and employed directly at the school (rather than through an agency or third party organisation). Priority of admission will only be given for the community school at which the member of staff is working. The number of places offered under this criterion will be limited to a maximum of one place per Form of Entry (FE) at each school.
6. The permanent address of the parent/guardian with whom the child is living on the closing date for applications will be used for this purpose and this must be the address where the family normally lives. Parents are not permitted to use a temporary address to secure a school

place for the child. A business address, a child-minder's address, or any address including a family member's address other than the child's permanent home will not be accepted. Proof of address will be sought and if there is any doubt about the validity of the address given it may be the subject of further investigation. Please see the "Choose a Wandsworth Primary School" admissions brochure for further information.

7. Where a child lives with parents with shared custody/responsibility, the address where the child spends the majority of the week should be used by parents for the school application. If there is a genuine 50/50 shared arrangement in place, the address

where the child lives is determined using a joint declaration from the parents stating the pattern of residence. In cases where an agreement cannot be reached between the parents and Child Benefit is claimed, the address that is registered for this claim will be used. Additional proof may be requested, eg court order or a solicitor's letter to confirm the arrangements.

8. There is no automatic right of transfer from the nursery class to the infant reception class within the same primary school. If there are more applications than places available, priority will be based on the above criteria alone.

Community school with a bilingual class (French/English)

Shaftesbury Park Primary School

provides bilingual immersion education. The school will have two reception classes. In both classes the children will follow the English curriculum but in the bilingual class the curriculum will be delivered in French for a proportion of the time. In Reception, French and English will be used to teach the children across all areas of the EYFS curriculum with only reading, writing and phonics delivered exclusively in English (children will begin to learn to read and write in French as they move into KS1). The children in the 'English' class will also benefit from many opportunities to learn in French. Each class will consist of 30 pupils.

Admission arrangements

All applicants for a Reception place at Shaftesbury Park, must list the school on their Local Authority online or paper application form.

Those applicants who wish their child to be considered for a place in the bilingual class, must also complete the supplementary information form for the relevant school. The forms are in the back of this booklet or can be downloaded from www.wandsworth.gov.uk/admissions.

All applicants not offered a place in the bilingual class will be considered for the English only class. Those who do not wish to be considered for the English only class **must** indicate this on the supplementary form.

Admission criteria

If there are more applications than places for either the bilingual or the English only class, children will be admitted to **each class** in the order of priority set out in the school's criteria.

Appeal arrangements

Applicants refused a Reception place at Shaftesbury Park School (except those offered a place in one class but not the other) will have the right to appeal to an independent panel against the decision. However, the Panel cannot decide whether a successful appellant should be placed in the bilingual class or the English language class. Parents/carers who wish their child to be considered for the bilingual class only should bear this in mind if they decide to appeal.

Waiting lists

A waiting list will be maintained for **each class** in the order of the school's criteria.

Additional note

Parents/carers of children admitted to the bilingual class, should be aware that the Headteacher reserves the right to move a child from the bilingual class to the English language class and vice versa, where he or she considers this to be in the child's best interests, and subject to the class size not exceeding the admission number.



How places were offered last year at Shaftesbury Park School:

Bilingual class: All applicants were offered a place.

English language class: All applicants were offered a place.

Admission criteria

Community Schools with priority areas

Furzedown, Penwortham and Sellincourt

Furzedown, Penwortham and Sellincourt primary schools in Tooting have priority areas. Children living in the areas are given priority over those living elsewhere. However living in a priority area does not guarantee a place at the school. This will depend on the demand for places from people living in the priority area in a particular year.

Parents are advised to apply to other schools as well, in case their application is unsuccessful. Further information on the likelihood of obtaining a place at the school can be obtained from the school or the Pupil Services Section.

Admission criteria for Furzedown, Penwortham and Sellincourt Schools

Places will first be allocated to Children with an Education Health and Care Plan which names the school or for whom the school is being consulted with by the responsible Local Authority. These children will be included in the overall admission number of the school. In the event of oversubscription, the remaining places will then be offered in the following order of priority:

- i) Looked after children and those who ceased to be looked after children looked after because they were adopted, or because they became subject to a residence order, child arrangements order or a special guardianship order (see note 1);
- ii) Children with a professionally supported exceptional medical need or exceptional social need for a place at a particular school, as decided by

the Director of Children's Services (see note 2);

- iii) Children living inside the priority area with a brother or sister on the school roll on the date of admission (see note 3);
- iv) Children of staff employed directly at the school (see note 5);
- v) Children living inside the priority area in order of straight line distance from home to school, as measured by Wandsworth Council's Geographical Information System. (see note 4);
- vi) Children living outside the priority area with a brother or sister on the school roll on the date of admission (see note 3);
- vii) Other children living outside the priority area in order of straight line distance from home to school, as measured by Wandsworth Council's Geographical Information System (see note 4).

If there are more applications than places within any category, applications will be considered in order of straight line distance from home to school as measured by Wandsworth Council's Geographical Information System (see note 4).

Notes:

Please refer to the notes on page 30.

How places were offered last year

Furzedown: All applicants within categories i-iv were offered a place and others up to a distance of 575 (689) metres.

3 appeals were heard, 0 were successful.

Penwortham: All applicants within categories i-iv were offered a place and others up to a distance of 446 (496) metres.

3 appeals were heard, 0 were successful.

Sellincourt All applicants were offered a place.



Priority area boundaries

The boundaries of the priority areas for Furzedown School, Penwortham School and Sellincourt Schools run along the roads detailed below. These roads and all the roads inside the boundary are included in the priority area (unless otherwise stated).

Furzedown School

- Furzedown Road
- West side of Thrale Road (odd numbers 75-99) from junction with Furzedown Road to Nimrod Road
- Brookview Road to the junction with Nimrod Road
- Woodnook Road to the junction with Nimrod Road
- Parklands Road to the junction with Nimrod Road
- Moyser Road (odd numbers 91-133 and even numbers 96-144) to the junction with Nimrod Road
- Longstone Road to the junction with Nimrod Road
- Spalding Road to the junction with Nimrod Road
- Welham Road (odd numbers 143-163 and even numbers 50-78) to the junction with Nimrod Road

- Southcroft Road (odd numbers 1-161 and even numbers 2-248), 47-50 Eastbourne Road, 1-9 Amen Corner, 223-249 Mitcham Road (east side)
- East side of Rectory Lane (numbers 1-113)

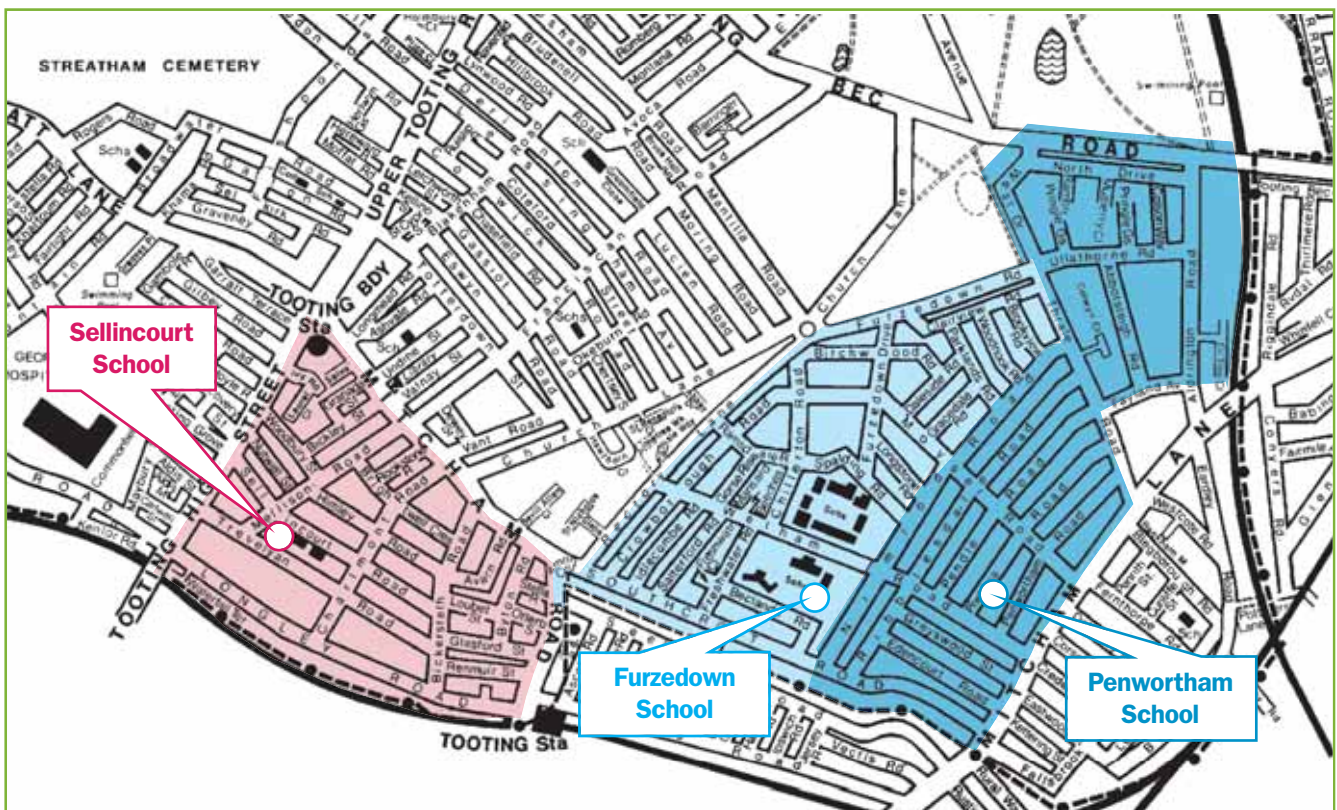
Penwortham School

- Nimrod Road (both sides)
- Thrale Road (odd numbers 1-73 (west side) and even numbers 36-62 (east side))
- West Drive
- Tooting Bec Road (from junction with West Drive to junction with Aldrington Road)
- Aldrington Road (from the junction with Tooting Bec Road to 10 Aldrington Road, including all properties on between eastside of Aldrington Road and railway line; that is, Shepley Court in the north to Fir Tree Close in the south)
- North side of Fayland Avenue (Boothby House, Adams House, odd numbers 1-31) to junction with Thrale Road
- West side of Mitcham Lane (even numbers 120-282)
- Southcroft Road (odd numbers 225-313 and even numbers 250-444) and Swain Close

- NB Only the following properties in Moyser Road (odd numbers 1&1A-89 and even numbers 2&2A-94) and Welham Road (odd numbers 1-131 and even numbers 18-34) fall in the priority area.

Sellincourt School

- East side of Tooting High Street (odd numbers 71-221)
- South side and west side of Mitcham Road (even numbers 2-284) and west side of London Road (even numbers 2-6)
- Longley Road (both sides) including Waterfall Terrace.



Admission criteria

Community Schools with priority areas

Beatrix Potter

Beatrix Potter primary school has a first and a second priority area. Children living in the first priority area are given priority over those living in the second priority area. However, living in either priority area does not guarantee a place at the school. This will depend on the demand for places from people living in the priority areas in a particular year. Parents are advised to apply to other schools as well, in case their application is unsuccessful. Further information on the likelihood of obtaining a place at the school, can be obtained from the school or the Pupil Services Section.

Admission criteria for Beatrix Potter School (60)

Places will first be allocated to Children with an Education Health and Care Plan which names the school or for whom the school is being consulted with by the responsible Local Authority. These children will be included in the overall admission number of the school. In the event of oversubscription, the remaining places will then be offered in the following order of priority:

- i). Looked after children and those who ceased to be looked after children looked after because they were adopted, or because they became subject to a residence order, child arrangements order or a special guardianship order (see note 1);
- ii) Children with a professionally supported exceptional medical need or exceptional social need for a place at a particular school, as decided by the Director of Children's Services (see note 2);
- iii) Brothers and sisters of children on the school roll on the date of admission, who live within the school's first or second priority area (see note 3);
- iv) Children of staff employed directly at the school (see note 5);
- v) Other children living within the first priority area in order of straight line distance from home to school as measured by Wandsworth Council's Geographical Information System (see note 4);
- vi) Other children living within the second priority area in order of straight line distance from home to school as measured by Wandsworth Council's Geographical Information System (see note 4);
- vii) Brothers and sisters of children on the school roll on the date of admission, who live outside the priority areas (see note 3);
- viii) Other children living outside the priority areas in order of straight line distance from home to school as measured by Wandsworth Council's

Geographical Information System (see note 4).

If there are more applications than places within any category, applications will be considered in order of straight line distance from home to school as measured by Wandsworth Council's Geographical Information System (see note 5).

Notes:

Please refer to the notes on page 30.

How places were offered last year

All applicants within categories i-iv were offered a place and others up to a distance of 711 (793) metres.

Priority area boundaries

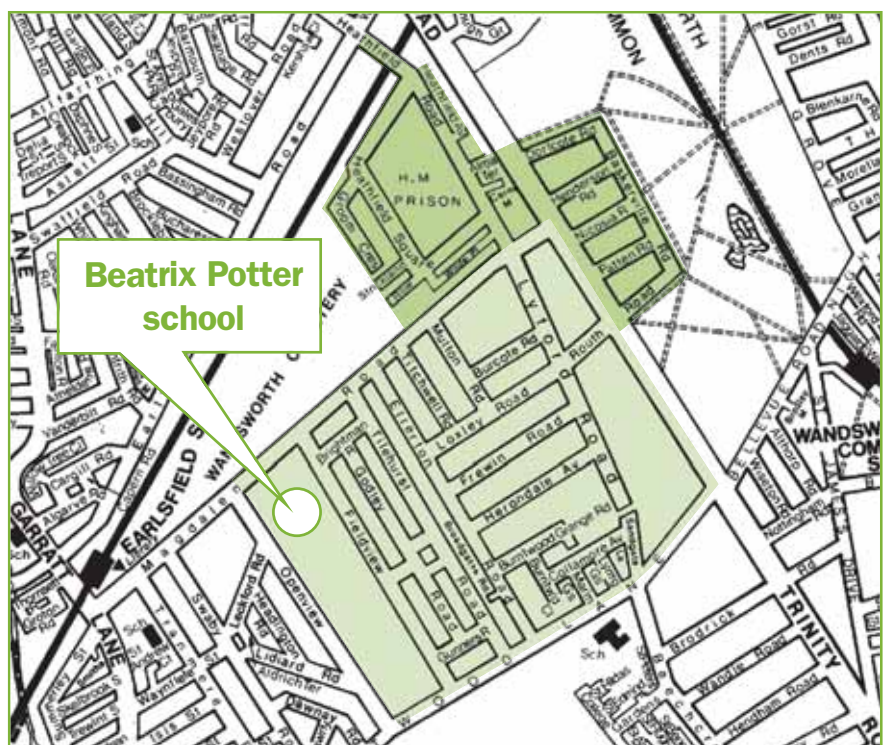
The boundary of the first priority area runs along the following roads. These roads and all the roads inside the boundary are included in the first priority area (unless otherwise stated).

- Openview (east side from the School boundary wall to the corner of Burntwood Lane);
- Burntwood Lane (north side only from junction of Openview to junction with Trinity Road, odd numbers 227-315);
- Trinity Road (west side only from Burntwood Lane to Magdalen Road, odd numbers 261-309);

- Magdalen Road (numbers 1-145 only and Masons Yard).

The second priority area is comprised of the following:

Dorlcote Road, Henderson Road, Nicosia Road, Patten Road, Baskerville Road, the west end of Routh Road (odd numbers 1-15 and even numbers 2-20a), Trinity Road (even numbers 238-324, odd numbers 311-345), Groom Crescent, Strickland Row, Alma Terrace, Heathfield Square, and Heathfield Road (numbers 1-31) to the junction of Earlsfield Road, Wilde Place, Carmichael Mews.



■ First priority area ■ Second priority area

Admission criteria

Foundation Schools

Albemarle School (60)

Places will first be allocated to children with an Education Health and Care Plan which names the school. These children will be included in the overall admission number of the school. If fewer applications than the published admission number are received, the school will offer places to all those who have applied. In the event of oversubscription, the school will offer places in the following order of priority:

- i) children looked after and those who ceased to be children looked after because they were adopted, or because they became subject to a residence order or a special guardianship order; * **
- ii) children with a professionally supported exceptional medical need or exceptional social need for a place at a particular school, as decided by the school governing body; * **
- iii) brothers and sisters of children on the roll of the school on the date of admission; * **
- iv) Children of staff employed at Albemarle; * **
- v) children in order of straight line distance from home to school as measured by Wandsworth Council's Geographical Information System; * **

If there are more applications than places within any category, applications will be considered in order of straight line distance from home to school as measured by Wandsworth Council's Geographical Information System. * **

*Please see pages 8-11 of this brochure for definitions of the terms 'children looked after', 'siblings', 'medical and social circumstances', and 'your child's address'.

**The criteria form part of, and must be read in the context of, the full admissions policy and notes contained within the school's admission arrangements. Please see www.wandsworth.gov.uk/admissions or the school's website for the full policy.

Hillbrook School (120)

Places will first be allocated to children with an Education Health and Care Plan which names the school. These children will be included in the overall admission number of the school. If fewer applications than the published admission number are received, the school will offer places to all those who have applied. In the event of oversubscription, the school will offer places in the following order of priority:

- i) children looked after and those who ceased to be children looked after because they were adopted, or because they became subject to a residence order or a special guardianship order; * **
- ii) children with a professionally supported exceptional medical need or exceptional social need for a place at a particular school, as decided by the school governing body; * **
- iii) brothers and sisters of children on the roll of the school on the date of admission * **
- iv) children in order of straight line distance from home to school as measured by Wandsworth Council's Geographical Information System. * **

If there are more applications than places within any category, applications will be considered in order of straight line distance from home to school as measured by Wandsworth Council's Geographical Information System. * **

*Please see pages 8-11 of this brochure for definitions of the terms 'children looked after', 'siblings', 'medical and social circumstances', and 'your child's address'.

**The criteria form part of, and must be read in the context of, the full admissions policy and notes contained within the school's admission arrangements. Please see www.wandsworth.gov.uk/admissions or the school's website for the full policy.

Albemarle Hillbrook



Admission criteria

Foundation Schools

Honeywell Infant Honeywell Junior

Honeywell Infant School and Honeywell Junior School share the same site. However, there is no automatic right of transfer between the two schools and parents wishing their children to attend the Junior school after leaving the Infant school must make an application by 15 January 2020.

An application for a child living in the borough of Wandsworth should be made using the online facility at Eadmissions using the following link; www.eadmissions.org.uk You can also use the link from the council's website at www.wandsworth.gov.uk/admissions. If necessary, paper applications can be obtained from the school or from Pupil Services. The online Junior application process is exactly the same as the process described on pages 4 and 5 of this brochure. Remember to apply by the deadline of the 15 January 2020 and you must ensure you press the submit button in order to ensure the application is valid.

The admission criteria for both schools are set out on this page.



Honeywell Infant School (90)

Places will first be allocated to children with an Education Health and Care Plan which names the school. These children will be included in the overall admission number of the school. If fewer applications than the published admission number are received, the school will offer places to all those who have applied. In the event of oversubscription, the school will offer places in the following order of priority:

- i) Looked after children and those who ceased to be looked after children, looked after because they were adopted, or because they became subject to a residence order, child arrangements order or a special guardianship order; * **
- ii) Children with brothers and sisters on the roll of the school on the date of admission living up to a distance of 800 metres from the school. Children with a brother or sister at the school on the date of admission living over 800 metres from the school will also receive priority under this criterion where the family have not moved since the last sibling was offered a place or the last sibling was admitted prior to September 2017. * **
- iii) Children with a professionally supported exceptional medical need or exceptional social need for a place at a particular school, as decided by the Governing Body; * **
- iv) Children in order of straight line distance from home to school as measured by Wandsworth Council's Geographical Information System. * **

If there are more applications than places within any category, applications will be considered in order of straight line distance from home to school, as measured by the Council's Geographical Information System. * **

*Please see pages 8-11 of this brochure for definitions of the terms 'children looked after', 'siblings', 'medical and social circumstances', and 'your child's address'.

**The criteria form part of, and must be read in the context of, the full admissions policy and notes contained within the school's admission arrangements. Please see www.wandsworth.gov.uk/admissions or the school's website for the full policy.

Honeywell Junior School (90)

Places will first be allocated to children with an Education Health and Care Plan which names the school. These children will be included in the overall admission number of the school. If fewer applications than the published admission number are received, the school will offer places to all those who have applied. In the event of oversubscription, the school will offer places in the following order of priority:

- i) Looked after children and those who ceased to be looked after children, looked after because they were adopted, or because they became subject to a residence order, child arrangements order or a special guardianship order; * **
- ii) Children currently attending Honeywell Infant School, and who will still be attending the school in July 2020; * **
- iii) Children with brothers and sisters on the roll of the school on the date of admission living up to a distance of 800 metres from the school. Children with a brother or sister at the school on the date of admission living over 800 metres from the school will also receive priority under this criterion where the family have not moved since the last sibling was offered a place or the last sibling was admitted prior to September 2017; * **
- iv) Children with a professionally supported exceptional medical need or exceptional social need for a place at a particular school, as decided by the Governing Body; * **
- v) Children in order of straight line distance from home to school as measured by Wandsworth Council's Geographical Information System. * **

If there are more applications than places within any category, applications will be considered in order of straight line distance of home to school as measured by the Council's Geographical Information System. * **

*Please see pages 8-11 of this brochure for definitions of the terms 'children looked after', 'siblings', 'medical and social circumstances', and 'your child's address'.

**The criteria form part of, and must be read in the context of, the full admissions policy and notes contained within the school's admission arrangements. Please see www.wandsworth.gov.uk/admissions or the school's website for the full policy.

Admission criteria

Academies/Free Schools

Ark John Archer
Belleville
Belleville Wix
Chesterton
Floreat

Franciscan
Goldfinch
Griffin
Mosaic
Oasis Putney

Rutherford House
The Alton
Tooting
Westbridge

Ark John Archer (30)

Where the school is named on a child's EHCP or Statement of Special Educational Needs, that pupil will be admitted to the school.

Oversubscription Criteria

If the number of applications received is greater than the number of spaces available, places will be allocated according to the oversubscription criteria and order below.

- i) 'Looked After Children' and children who have previously been a 'Looked After Child' but immediately following this became subject to adoption, a child arrangements order or special guardianship order. * **
- ii) Children of staff at the school who occupy, or have been recruited to, a post where there is a demonstrable skill shortage. Priority will be limited to one place for each form of entry. * **
- iii) Children who, at the time of admission, have a sibling who attends the school. * **
- iv) Children of staff in the school who have been employed at the school for two or more years at the time the application is submitted. Priority will be limited to one place for each form of entry. * **
- v) Distance measurement – Priority will be given to those children who live closest to the school. * **

*Please see pages 8-11 of this brochure for definitions of the terms 'children looked after', 'siblings', 'medical and social circumstances', and 'your child's address'.

**The criteria form part of, and must be read in the context of, the full admissions policy and notes contained within the school's admission arrangements. Please see www.wandsworth.gov.uk/admissions or the school's website for the full policy.

Belleville (150)

Belleville Primary School (Academy) operates on two separate sites. 90 reception children will be educated at the Webb's Road site and 30 children will be educated at the Meteor Street site. The Admission Criteria for deciding which children will be offered a place at Belleville Primary School is on this page. Where priority is determined by straight line distance from home to school, all measurements will be made to the Webb's Road site.

The decision about the site at which children will be educated, is not part of the process for deciding which children will be offered places at the school.

After places have been offered and accepted, the school will ask parents to state which site they prefer. Where there are more preferences for a site than places available at that site, the Governing Body of the school will give priority for each site using the order in which places at the school were offered according to the Admission Criteria on this page. They will ensure, as far as it is possible, that siblings are educated at the same site.

Applicants offered a place at the school after 1 July 2020, when class lists must be finalised, will be educated at whichever site has a place available at the time the offer is made.

Belleville admission criteria

Places will first be allocated to children with a Statement of Special Educational Needs or Education Health and Care Plan which names the school. These children will be included in the overall admission number of the school. If fewer applications than the published admission number are received, the school will offer places to all those who have applied. In the event of oversubscription, the school will offer places in the following order of priority:

- i) Looked after children and those who ceased to be looked after children looked after because they were

adopted, or because they became subject to a residence order, child arrangements order or a special guardianship order; * **

- ii) Children with a professionally supported exceptional medical need or exceptional social need for a place at a particular school, as decided by the trust; * **
- iii) Children with a sibling on the roll of the school on the date of admission living up to a distance of 800 metres from the school. Children with a sibling on the roll of the school on the date of admission living over 800 metres from the school will also receive priority where the family have not moved since the last sibling was offered a place OR the last sibling was admitted prior to 1st September 2017; * **
- iv) Children of staff at the school; * **
- v) Other children in order of straight line distance from home to school * **

If there are more applications than places within any category, applications will be considered in order of straight line distance from home to school.

If there are more applications than places within any category, applications will be considered in order of straight line distance from home to school as measured by Wandsworth Council's Geographical Information System. * **

*Please see pages 8-11 of this brochure for definitions of the terms 'children looked after', 'siblings', 'medical and social circumstances', and 'your child's address'.

**The criteria form part of, and must be read in the context of, the full admissions policy and notes contained within the school's admission arrangements. Please see www.wandsworth.gov.uk/admissions or the school's website for the full policy.

Admission criteria

Academies/Free Schools



How places were offered last year at Belleville Wix Academy:

Bilingual class:

- 9 siblings
- Others up to a distance of 215 metres

English language class:

- 6 siblings
 - Others up to a distance of 1,814 (3,328) metres
- 1 appeal was heard, 1 was successful.

Belleville Wix (44)

Belleville Wix Academy provides bilingual education in conjunction with the École de Wix, a school maintained by the French Government with which it shares its premises. Belleville Wix has two reception classes, one in which children receive a bilingual education, and the other one in which they are taught in English only. The English only class consists of 30 pupils. The bilingual class consists of 28 pupils, 14 of whom are from Belleville Wix and the other 14 are from the École de Wix.

Admission arrangements

All applicants for a Reception place at Belleville Wix must list the school on their Local Authority online or paper application form.

Those applicants who wish their child to be considered for a place in the bilingual class, must also complete the supplementary information form. The form is in the back of this booklet or can be downloaded from www.wandsworth.gov.uk/admissions.

All applicants not offered a place in the bilingual class will be considered for the English only class. Those who do not wish to be considered for the English only class **must** indicate this on the supplementary form.

Admission criteria

If there are more applications than places for either the bilingual or the English only class, children will be admitted to **each class** in the order of priority set out in the school's admission criteria.

Priority under criterion iii (siblings) is only given where a brother or sister is on the roll of Belleville Wix Academy (not the École de Wix).

Appeal arrangements

Applicants refused a Reception place at Belleville Wix Academy (except those offered a place in one class but not the other) will have the right to appeal to an independent panel against the decision. However, the Panel cannot decide whether a successful appellant should be placed in the bilingual class or the English language class. Parents/carers who wish their child to be considered for the bilingual class only should bear this in mind if they decide to appeal.

Waiting lists

A waiting list will be maintained for the **bilingual class and English language**

classes in the order of the school's criteria.

Additional note

Parents/carers of children admitted to the bilingual class, should be aware that the Headteacher reserves the right to move a child from the bilingual class to the English language class and vice versa, where he or she considers this to be in the child's best interests, and subject to the class size not exceeding the admission number.

Belleville Wix admission criteria

Places will first be allocated to children with a Statement of Special Educational Needs or Education Health and Care Plan which names the school. These children will be included in the overall admission number of the school. If fewer applications than the published admission number are received, the school will offer places to all those who have applied. In the event of oversubscription, the school will offer places in the following order of priority:

- i) Looked after children and those who ceased to be looked after children looked after because they were adopted, or because they became subject to a residence order, child arrangements order or a special guardianship order; * **
- ii) Children with a professionally supported exceptional medical need or exceptional social need for a place at a particular school, as decided by the trust; * **
- iii) Children with a sibling on the roll of the school on the date of admission living up to a distance of 800 metres from the school. Children with a sibling on the roll of the school on the date of admission living over 800 metres from the school will also receive priority where the family have not moved since the last sibling was offered a place OR the last sibling was admitted prior to 1st September 2016; * **
- iv) Other children in order of straight line distance from home to school; * **

If there are more applications than places within any category, applications will be considered in order of straight line distance from home to school.

*Please see pages 8-11 of this brochure for definitions of the terms 'children looked after', 'siblings', 'medical and social circumstances', and 'your child's address'.

**The criteria form part of, and must be read in the context of, the full admissions policy and notes contained within the school's admission arrangements. Please see www.wandsworth.gov.uk/admissions or the school's website for the full policy.

Chesterton (60)

Places will first be allocated to children with an Education Health and Care Plan which names the school. These children will be included in the overall admission number of the school. If fewer applications than the published admission number are received, the school will offer places to all those who have applied. In the event of oversubscription, the school will offer places in the following order of priority:

- i) Looked after children and those who ceased to be children looked after because they were adopted, or because they became subject to a residence order, child arrangements order or a special guardianship order; * **
- ii) Children with a professionally supported exceptional medical need or exceptional social need for a place at a Chesterton Primary School, as decided by the governing body; * **
- iii) Children with brothers and sisters on the roll of the school on the date of admission living up to a distance of 800 metres from the school. Children with a brother or sister at the school on the date of admission living over 800 metres from the school will also receive priority under this criterion where the family have not moved since last sibling was offered a place or the last sibling was admitted prior to September 2016; * **
- iv) Other children in order of straight line distance from home to school as measured by Wandsworth Council's Geographical Information System. * **

If there are more applications than places within any category, applications will be considered in order of straight line distance from home to school as measured by Wandsworth Council's Geographical Information System. * **

*Please see pages 8-11 of this brochure for definitions of the terms 'children looked after', 'siblings', 'medical and social circumstances', and 'your child's address'.

**The criteria form part of, and must be read in the context of, the full admissions policy and notes contained within the school's admission arrangements. Please see www.wandsworth.gov.uk/admissions or the school's website for the full policy.

Floreat (Wandsworth) Primary School (60)

Places will first be allocated to children with an Education Health and Care Plan which names the school. These children will be included in the overall admission number of the school. If fewer applications than the published admission number are received, the school will offer places to all those who have applied. In the event of oversubscription, the school will offer places in the following order of priority:

- i) Children looked after and those who ceased to be children looked after because they were adopted, or because they became subject to a residence order or a special guardianship order; * **
- ii) Children with a professionally supported exceptional medical need or exceptional social need for a place at a particular school, as decided by the Governing Body; * **
- iii) Brothers and sisters of children on the roll of the school on the date of admission; * **
- iv) Children in order of straight line distance from home to school as measured by Wandsworth Council's Geographical Information System; * **

If there are more applications than places within any category, applications will be considered in order of straight line distance from home to school as measured by Wandsworth Council's Geographical Information System. * **

Tie Breaker

If there is one place available and two or more children next in order of priority or next on the waiting list meet the appropriate criterion equally, the place will be allocated using the distance criterion. If the distances are equal, the place will be allocated by drawing lots in the presence of an independent witness. **

*Please see pages 8-11 of this brochure for definitions of the terms 'children looked after', 'siblings', 'medical and social circumstances', and 'your child's address'.

**The criteria form part of, and must be read in the context of, the full admissions policy and notes contained within the school's admission arrangements. Please see www.wandsworth.gov.uk/admissions or the school's website for the full policy.



Admission criteria

Academies/Free Schools



Franciscan (60)

Places will first be offered to children with an Education Health and Care Plan which names the school. These children will be included in the overall admission number of the school.

Oversubscription criteria

In the event of oversubscription, the remaining places will then be allocated in the following order of priority as follows:

- i) Looked after children and those who ceased to be looked after children because they were adopted, or because they became subject to a residence order, child arrangements order or a special guardianship order; * **
- ii) Children with a professionally supported exceptional medical need or exceptional social need for a place at the school, as decided by the Governing Body; * **
- iii) Children living inside the priority area with a brother or sister on the school roll on the date of admission; * **
- iv) Children of employees of the Graveney Trust who work at Franciscan Primary School; * **
- v) Other children living inside the priority area in order of straight line distance from home to school, as measured by Wandsworth Council's Geographical Information System; * **

vi) Children living outside the priority area with a brother or sister on the school roll on the date of admission: * **

vii) Other children living outside the priority area in order of straight line distance from home to school, as measured by Wandsworth Council's Geographical Information System. * **

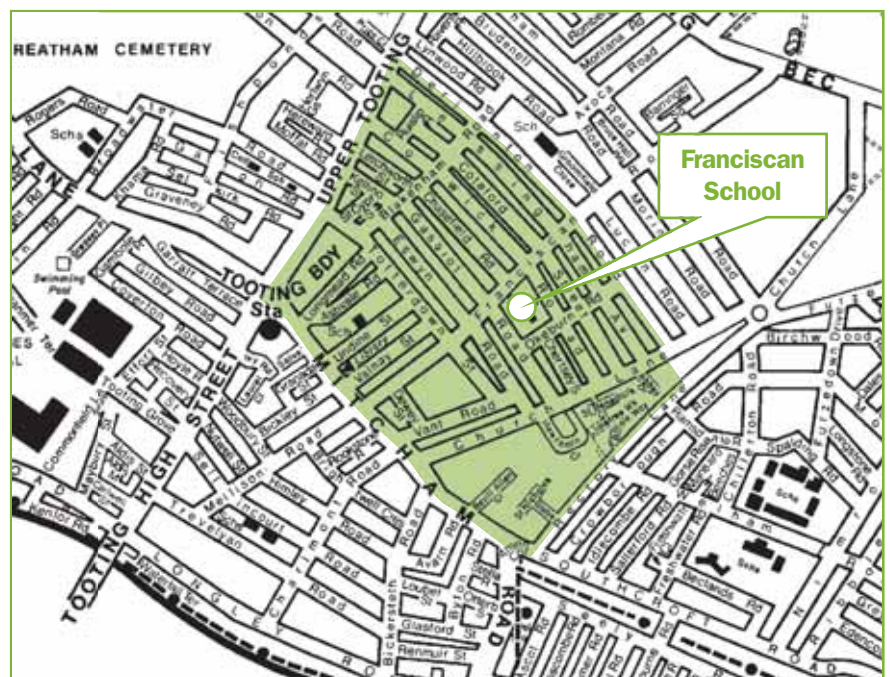
If there are more applications than places within any category, applications will be considered in order of straight line distance from home to school as measured by Wandsworth Council's Geographical Information System * **

*Please see pages 8-11 of this brochure for definitions of the terms 'children looked after', 'siblings', 'medical and social circumstances', and 'your child's address'.

**The criteria form part of, and must be read in the context of, the full admissions policy and notes contained within the school's admission arrangements. Please see www.wandsworth.gov.uk/admissions or the school's website for the full policy.

Franciscan School Priority area

- South side of Derinton Road (even numbers 10-316)
- West side of Rectory Lane (from north side of Hill House to junction with Mitcham Road)
- North side of Mitcham Road (odd numbers 1-215) and including Bevill Allen Close
- East sides of Tooting High Street (odd numbers 1-69) and Upper Tooting Road (odd numbers 127-247).



Goldfinch (30)

Where Goldfinch Primary is named in a child's EHCP, they will be admitted as part of the year group's PAN.

Where there are more applicants than places available, the remaining places will be allocated according to the following criteria, which are stated in order of priority:

- i) Looked after children: applicants who are in the care of a Local Authority or provided with accommodation by a Local Authority and children who were looked after, but ceased to be so because they were adopted (or became subject to a child arrangements order or special guardianship order). * **
- ii) Medical and/or social reasons: applications must be professionally supported. Medical or social applications must give reasons why the child's condition or circumstances make it necessary for the child to attend Goldfinch Primary, and the difficulties that would be caused if the child had to attend an alternative school. * **
- iii) Siblings: applicants with another child from the same family already at the school who is expected to be on roll in September 2020. * **
- iv) Distance: proximity of the child's home address to the school. It is measured using a straight line from the home address to the central point of the school site. Distance measurements are calculated using Wandsworth Council's Geographical Information System. * **

If there are more applications than places within any category, applications will be considered in order of straight line distance from home to school as measured by Wandsworth Council's Geographical Information System. * **

*Please see pages 8-11 of this brochure for definitions of the terms 'children looked after', 'siblings', 'medical and social circumstances', and 'your child's address'.

**The criteria form part of, and must be read in the context of, the full admissions policy and notes contained within the school's admission arrangements. Please see www.wandsworth.gov.uk/admissions or the school's website for the full policy.

Griffin (60)

Places will first be allocated to children with an Education Health and Care Plan which names the school. These children will be included in the overall admission number of the school. If fewer applications than the published admission number are received, the school will offer places to all those who have applied. In the event of oversubscription, the school will offer places in the following order of priority:

- i) A 'looked after child' or a child who was previously looked after but immediately after being looked after became subject to an adoption, child arrangements, or special guardianship order. * **
- ii) Children for whom it is essential to be admitted to the Academy because of special circumstances to do with significant medical or social needs, which relate to the child or an immediate member of the child's family. Applications must be supported by medical evidence from a GP or hospital consultant, social worker or similar professional. * **
- iii) Children who, on the date of application, have a sibling who is living with them at the same address and on roll of the Academy. * **
- iv) Children of staff, where the member of staff has been employed by the Academy for 2 or more years at the time of application, or the member of staff was recruited to fill a vacant post for which there is a demonstrable skill shortage. * **
- v) Children living nearest to the school. Distance will be calculated using a straight line from the child's home to the school as measured by Wandsworth Council's geographical information system. * **

If there are more applications than places within any category, applications will be considered in order of straight line distance from home to school as measured by Wandsworth Council's Geographical Information System. * **

*Please see pages 8-11 of this brochure for definitions of the terms 'children looked after', 'siblings', 'medical and social circumstances', and 'your child's address'.

**The criteria form part of, and must be read in the context of, the full admissions policy and notes contained within the school's admission arrangements. Please see www.wandsworth.gov.uk/admissions or the school's website for the full policy.



Admission criteria

Academies/Free Schools

Mosaic Jewish Primary School (60)

Oversubscription Criteria

Up to 50% of places will be offered to children who satisfy any of the criteria below.

All aspects have equal weight:

- a) Membership of a Jewish prayer group for at least 6 months in the 12 months before the application closing date. * **
- b) Attendance by a parent / carer or child at a minimum of 4 synagogue or other organised Jewish prayer group services in the 12 months before the application closing date. * **
- c) A child's enrolment in any formal Jewish education for at least 6 months in the 12 months before the application closing date. * **
- d) A parent /carer's regular (at least monthly) involvement as a volunteer in any Jewish communal, charitable or welfare activity of at least a year's duration in the 2 years before the application closing date. * **
- e) A parent /carer's regular (at least 6 individual occurrences) involvement in any combination of the following in the year before the application closing date. * **
 - i) Private or family celebration of Shabbat or Jewish festivals.
 - ii) Organised Jewish learning (e.g. London Jewish Cultural Centre courses, Limmud sessions, Jewish Museum courses).
 - iii) Jewish youth movement activities.
 - iv) Organised Jewish community activities (eg Mitzvah Day, Jewish Community Centre events, Jewish Book Week events).

Applicants for faith based places must complete the school's Supplementary Information Form and provide the appropriate evidence.

Under category (e), for (i) evidence is required in the form of a letter from a non-family member who was actually present. Each event must have its own separate letter and author. For (ii), (iii) and (iv) evidence should be in the form of a letter from the organisation involved. * **

Where there is oversubscription the following order of priority will be used to distinguish between applicants:

Category 1 - Faith places

After the admission of children with a Statement of Special Educational Needs which names the school, places will be allocated in the following order of priority:

1. Looked after children and those who ceased to be children looked after because they were adopted, or because they became subject to a residence order or a special guardianship order; * **
2. Children with a professionally supported exceptional medical or social need for a place at the school as decided by the Governing Body; * **
3. Brothers and sisters of children on the roll of the school on the date of admission (from September 2016 onwards); * **
4. Children in order of straight-line distance from home to school as measured by Wandsworth Council's Geographical Information System. * **

Category 2 - Open Places

Remaining places will be offered in the following order, without reference to faith:

After the admission of children with a Statement of Special Educational Needs which names the school, places will be allocated in the following order of priority:

1. Looked after children and those who ceased to be children looked after because they were adopted, or because they became subject to a residence order or a special guardianship order; * **
2. Children with a professionally supported exceptional medical or social need for a place at the school as decided by the Governing Body; * **
3. Brothers and sisters of children on the roll of the school on the date of admission; * **
4. Children in order of straight line distance from home to school as measured by Wandsworth Council's Geographical Information System. * **

Tiebreakers

Where two applications have equal weighting, they will be considered in order of straight-line distance from home to school as measured by Wandsworth Council's Geographical Information System. If 2 children live an equal distance from the school (e.g. in a block of flats), the available place will be given using a means of random allocation. * **

*Please see pages 8 -11 of this brochure for definitions of the terms 'children looked after', 'siblings' and 'your child's address'.

**The criteria form part of, and must be read in the context of, the full admissions policy and notes contained within the school's admission arrangements. Please see www.wandsworth.gov.uk/admissions or the school's website for the full policy.



Oasis Academy Putney (60)

Places will first be allocated to children with an Education Health and Care Plan which names the school. These children will be included in the overall admission number of the school. If fewer applications than the published admission number are received, the school will offer places to all those who have applied. In the event of oversubscription, the school will offer places in the following order of priority:

- i) Looked after children and those who ceased to be looked after children looked after because they were adopted, or because they became subject to a residence order, child arrangements order or a special guardianship order; * **
- ii) Children with a professionally supported exceptional medical need or exceptional social need for a place at a particular school, as decided by the Director of Education and Social Services; * **
- iii) Children with brothers and sisters on the roll of the school on the date of admission living up to a distance of 800 metres from the school. Children with a brother or sister at the school on the date of admission living over 800 metres from the school will also receive priority under this criterion where the family have not moved since last sibling was offered a place or the last sibling was admitted prior to September 2016; * **

iv) Other children in order of straight line distance from home to school as measured by Wandsworth Council's Geographical Information System. * **

If there are more applications than places within any category, applications will be considered in order of straight line distance from home to school as measured by Wandsworth Council's Geographical Information System. * **

Tie Breaker

In the event that the number of applications for places exceeds the number of places available after application of the admissions criteria, distance will be used to decide between applications. Where distance is the same for two or more applications the authority will use random allocation. If there are more applicants than there are places remaining within a particular category, random allocation will be used to allocate the final available place(s). Random allocation process will be independently verified.**

*Please see pages 8-11 of this brochure for definitions of the terms 'children looked after', 'siblings', 'medical and social circumstances', and 'your child's address'.

**The criteria form part of, and must be read in the context of, the full admissions policy and notes contained within the school's admission arrangements. Please see www.wandsworth.gov.uk/admissions or the school's website for the full policy.

Rutherford House Primary School (60)

Where there are fewer applicants than places available all applicants will be admitted. In the event of there being greater demand than there are places available to the school, and after the admission of children with an Education Health and Care Plan that names the school, places will be offered using the following oversubscription criteria in keeping with the School Admissions Code 2012:

1. Looked After Children and Previously Looked After Children. This category includes children in the care of the Local Authority as defined in the Children Act 1989 or children who have previously been looked after and immediately after being looked after became subject to adoption, child arrangements order or a special guardianship order. Applicants made under this criterion must be accompanied by details of circumstances and professionally supported evidence. * **
2. Children with a sibling at the school at the time of admission. * **
3. Children of staff at the school. **
4. Proximity to the school. This will be measured in a straight line from the address point of the pupil's home to the central point of the school site as determined by Wandsworth Council's Geographical Information System. * **

Tie Breaker

In the event that two or more children live at the same distance from the school, the tie breaker will be random allocation, where the supervised drawing of lots by an independent responsible person of good standing will be used to decide which child(ren) will be allocated the remaining place(s).

*Please see pages 8-11 of this brochure for definitions of the terms 'children looked after', 'siblings', 'medical and social circumstances', and 'your child's address'.

**The criteria form part of, and must be read in the context of, the full admissions policy and notes contained within the school's admission arrangements. Please see www.wandsworth.gov.uk/admissions or the school's website for the full policy.



Admission criteria

Academies/Free Schools

The Alton (30)

Places will first be allocated to children with a Statement of Special Educational Needs or Education Health and Care Plan which names the school. These children will be included in the overall admission number of the school. If fewer applications than the published admission number are received, the school will offer places to all those who have applied. In the event of oversubscription, the school will offer places in the following order of priority:

- i) Looked after children and those who ceased to be looked after children looked after because they were adopted, or because they became subject to a residence order, child arrangements order or a special guardianship order; * **
- ii) Children with a professionally supported exceptional medical need or exceptional social need for a place at a particular school, as decided by the trust; * **
- iii) Children with a sibling on the roll of the school on the date of admission living up to a distance of 800 metres from the school. Children with a sibling on the roll of the school on the date of admission living over 800 metres from the school will also receive priority where the family have not moved since the last sibling was offered a place OR the last sibling was admitted prior to 1st September 2016; * **
- iv) Children of staff at the school; * **
- v) Other children in order of straight line distance from home to school * **

If there are more applications than places within any category, applications will be considered in order of straight line distance from home to school as measured by Wandsworth Council's Geographical Information System. * **

*Please see pages 8-11 of this brochure for definitions of the terms 'children looked after', 'siblings', 'medical and social circumstances', and 'your child's address'.

**The criteria form part of, and must be read in the context of, the full admissions policy and notes contained within the school's admission arrangements. Please see www.wandsworth.gov.uk/admissions or the school's website for the full policy.

Tooting Primary School (60)

Places will first be allocated to children with an Education Health and Care Plan which names the school. These children will be included in the overall admission number of the school. If fewer applications than the published admission number are received, the school will offer places to all those who have applied. In the event of oversubscription, the school will offer places in the following order of priority:

- i) Children Looked After or children who were looked after, but ceased to be so because they were adopted (or became subject to a residence order or special guardianship order). * **
- ii) Children with a professionally supported exceptional medical or social need for a place at a particular school, as decided by the Governing Body. * **
- iii) Brothers and sisters of children on the roll of the school on the date of admission. * **
- iv) Children of employees of the Graveney Trust who work at Tooting Primary School. * **
- v) Proximity of home to school as measured by Wandsworth Council's Geographical Information System. * **

If there are more applications than places within any criterion, applications will be considered in order of nearness of home to school using a straight line measurement as measured by Wandsworth's GIS computerised system. * **

*Please see pages 8-11 of this brochure for definitions of the terms 'children looked after', 'siblings', 'medical and social circumstances', and 'your child's address'.

**The criteria form part of, and must be read in the context of, the full admissions policy and notes contained within the school's admission arrangements. Please see www.wandsworth.gov.uk/admissions or the school's website for the full policy.

Westbridge Primary School (60)

Places will first be allocated to children with an Education Health and Care Plan which names the school. These children will be included in the overall admission number of the school. If fewer applications than the published admission number are received, the school will offer places to all those who have applied. In the event of oversubscription, the school will offer places in the following order of priority:

- i) Children looked after and those who ceased to be children looked after because they were adopted, or because they became subject to a residence order or a special guardianship order; * **
- ii) Children with a professionally supported exceptional medical need or exceptional social need for a place at a particular school, as decided by the school governing body; * **
- iii) Siblings of children on the roll of the school on the date of admission; * **
- iv) Children in order of straight line distance from home to school as measured by Wandsworth Council's Geographical Information System. * **

If there are more applications than places within any category, applications will be considered in order of straight line distance from home to school as measured by Wandsworth Council's Geographical Information System. * **

*Please see pages 8-11 of this brochure for definitions of the terms 'children looked after', 'siblings', 'medical and social circumstances', and 'your child's address'.

**The criteria form part of, and must be read in the context of, the full admissions policy and notes contained within the school's admission arrangements. Please see www.wandsworth.gov.uk/admissions or the school's website for the full policy.

Admission criteria

Church of England Primary Schools

All Saints' Christchurch Roehampton Church

St Anne's St Faith's St George's

St Mary's (Putney) St Michael's Trinity St Mary's

On pages 45-50 there is a **summary** of the Admission Criteria for each Church of England school in the borough. Please contact the school for full details of the criteria. To apply for any of these schools you must include the school in your online application or on the paper form. However you must also contact the school for their own supplementary information form and return it to the school by the closing date. This is so they can prioritise your application under the criteria set out.

All Saints' CE School (30)

Places will first be allocated to children with an Education Health and Care Plan which names the school. These children will be included in the overall admission number of the school. If fewer applications than the published admission number are received, the school will offer places to all those who have applied. In the event of oversubscription, the school will offer places in the following order of priority:

1. Looked after children and previously looked after children. * **
2. Children with a professionally supported exceptional medical or social need for a place at the school, as decided by the Board of Governors. * **
3. Siblings; Children who have a sibling on the roll of the main school (Reception Class to Year 6) on the date of entry of the applicant. * **
4. Up to three places will be offered to children who are eligible for Free School Meals on the basis of family income at the closing date of applications. * **
5. Children who have at least one parent or carer who regularly worships at, and is active in the life and worship of St Mary's or All Saints' Church in the Parish of Putney, or St Margaret's Church Putney (Foundation Place). * **
6. Proximity of the home to the school. * **

In the event of oversubscription in any of the above criteria, distance as measured in criterion 6 above will be used to determine between applicants. In the event that two or more applicants live the same distance away from the school and there are insufficient places to admit all applicants, the place will be allocated by drawing lots. **

* Please see pages 8-11 of this brochure for definitions of the terms 'children looked after', 'siblings', 'medical and social circumstances', and 'your child's address'.

**The criteria form part of, and must be read in the context of, the full admissions policy and notes contained within the school's admission arrangements. Please see www.wandsworth.gov.uk/admissions or the school's website for the full policy.

Christchurch CE School (30)

Places will first be allocated to children with an Education Health and Care Plan which names the school. These children will be included in the overall admission number of the school. If fewer applications than the published admission number are received, the school will offer places to all those who have applied. In the event of oversubscription, the school will offer places in the following order of priority:

1. Looked after children and those who ceased to be children looked after because they were adopted, or because they became subject to a residence order or a special guardianship order. * **
2. Children with a professionally supported exceptional medical and/or social need for a place at a particular school, as decided by the Director of Education and Social Services. * **
3. Children of parents who attend the parish church of Christ Church and St Stephen's. * **
4. Children who have one or more siblings in the school at the time of admission to the school. * **
5. Children who attend an Anglican church for whom Christ Church school is the nearest Church of England school. * **
6. Children of parents who attend other Christian denominations for whom this is the nearest church school. * **
7. Children who live within the Parish of

Christ Church and St Stephen's, Battersea. * **

8. Any remaining places will be offered to children in order of straight line distance from home to school as measured by Wandsworth Council's Geographical Information System. * **

*Please see pages 8-11 of this brochure for definitions of the terms 'children looked after', 'siblings', 'medical and social circumstances', and 'your child's address'.

**The criteria form part of, and must be read in the context of, the full admissions policy and notes contained within the school's admission arrangements. Please see www.wandsworth.gov.uk/admissions or the school's website for the full policy.



Admission criteria

Church of England Primary Schools

Roehampton Church CE School (30)

If there are more than 30 applicants, places will be allocated according to the following criteria after the admission of any children with an Education, Health and Care (EHC) Plan which names this school. These are stated in order of priority:

- i) Looked after children or previously looked after children; * **
- ii) Children with an exceptional and professionally supported medical or social need for a place at this school; * **
- iii) Children who will have a brother or sister in the school at the time of admission; * **
- iv) Children whose parent/carer is a faithful and regular worshipper at a local Anglican church; * **
- v) Children whose parent/carer is a faithful and regular worshipper at a local Christian church; * **
- vi) Children in order of nearness of the home to the school. * **

Tie Breaker

In the event of over-subscription in any of the above criteria, distance will be used to decide between applicants. In the event that two or more applicants live the same distance from the school and there are insufficient places to admit all applicants, places will be allocated by drawing lots. **

*Please see pages 8 - 11 of this brochure for definitions of the terms 'children looked after', 'siblings', 'medical and social circumstances', and 'your child's address'.

**The criteria form part of, and must be read in the context of, the full admissions policy and notes contained within the school's admission arrangements. Please see www.wandsworth.gov.uk/admissions or the school's website for the full policy.

St Anne's CE School (30)

If any children are admitted under Criteria 1-3 or an Education Health and Care Plan then the number of Foundation/Open places will reduce depending on the category under which the children are admitted. In the event of oversubscription, the Governors will admit pupils according to the following criteria that are listed in order of priority:

1. Looked after children or previously looked after children. * **
2. Children with an exceptional and professionally supported medical or social need for a place at this school as decided by the Board of Governors. * **
3. Children of teachers with Qualified Teacher Status, who have been employed by the Board of Governors to work at the School for two or more years at the time at which the application for admission to the School is made and/or are recruited to fill a vacant post for which there is a demonstrable skill shortage. * **

4. FOUNDATION PLACES – up to fifteen (15)

Places will be allocated to children whose parents/guardians are regular worshippers in Christian congregations. * **

In the event of oversubscription, places will be offered according to the following criteria. These are stated in order of priority:

- a) Children with at least one parent who is a regular worshipper at St Anne's Wandsworth, St John's Earlsfield, or St Andrew's Earlsfield * **
- b) Children who live within the School's priority area (#) with at least one parent who:
 - (i) is a regular worshipper at other CofE churches * **

(ii) is a regular worshipper of other churches belonging to the Council of Churches for Britain and Ireland * **

c) Children living outside the priority area (#) in order of categories 4b (i) and (ii) above * **

5. OPEN PLACES – up to fifteen (15)

a) Children living within the priority area (#) in the following order:

(i) Children who have a sibling on the roll of the School on the closing date for applications who will still be on the school roll on the date of admission * **

(ii) Children with at least one parent who is a regular worshipper of another religious faith * **

(iii) Children living nearest to the School by a straight-line measurement * **

b) Children living outside the priority area (#) in order of categories 5a (i), (ii) and (iii) above * **

If there are more applications than places in any category priority will be given to those who live nearest to the school in order of a straight-line measurement between the home and the centre of the school site. All measurements will be calculated by Wandsworth Council's GIS system and no other measurements will be taken into account. Where applicants have identical distance measurements, and there are insufficient places, priority amongst them will be determined by random allocation.

*Please see pages 8 - 11 of this brochure for definitions of the terms 'children looked after', 'siblings', 'medical and social circumstances', and 'your child's address'.

**The criteria form part of, and must be read in the context of, the full admissions policy and notes contained within the school's admission arrangements. Please see www.wandsworth.gov.uk/admissions or the school's website for the full policy.



St Faith's CE School (30)

Any unfilled Foundation places will become additional Open places; unsuccessful Foundation applicants will be automatically considered equally for Open places.

Places will first be allocated to children with an Education Health and Care Plan which names the school. These children will be included in the overall admission number of the school. If fewer applications than the published admission number are received, the school will offer places to all those who have applied. In the event of oversubscription, the school will offer places in the following order of priority:

FOUNDATION PLACES - up to 15

The Governing Board has designated up to 15 places to be offered to pupils whose parent/carer is a regular worshipper in an Anglican or other Christian Church. If there are more than 15 qualified applicants, places will be allocated according to the criteria listed below:

1. Looked after or previously looked after children. * **
2. Children with a professionally supported exceptional medical need or exceptional social need for a place at the school, as decided by the Governing Board. * **
3. Children whose parent(s)/legal guardian(s) is a/are regular worshipper(s) at St Anne's with St Faith's Church in the following order:
 - (a) Children with a sibling in the school at the time of application and who will still be in the school on the date of admission. * **
 - (b) Children living nearest to the school in order of a straight-line distance from home to school as measured by the Wandsworth Council Geographical Information System. * **
4. Children whose parent(s)/legal guardian(s) is/ are regular worshipper(s) in an Anglican church in the following order:
 - (a) Children with a sibling in the school at the time of application and who will still be in the school on the date of admission. * **
 - (b) Children living nearest to the school in order of a straight-line distance from home to school as measured by the Wandsworth Council Geographical Information System. * **

5. Children whose parent(s)/legal guardian(s) is/are regular worshipper(s) in other Christian churches as defined as full members of Churches Together in England in

- (a) Children with a sibling on the school roll on the closing date for applications who will still be in the school on the date of admission. * **

- (b) Children living nearest to the school in order of a straight-line distance from home to school as measured by (the) Wandsworth Council (Geographical Information System). * **

6. Children with a sibling on the school roll on the closing date for applications who will still be in the school on the date of admission. * **

7. Children living nearest to the school in order of a straight-line distance from home to school as measured by Wandsworth Council's Geographical Information System. * **

OPEN PLACES - minimum of 15

If there are more applicants than places available, places will be allocated according to the following criteria. These are stated in order of priority:

1. Looked after or previously looked after children. * **
2. Children with a professionally supported exceptional medical need or exceptional social need for a place at the school, as decided by the Governing Board. * **
3. Children with a sibling on the school roll on the closing date for applications that will still be in the school on the date of admission. * **
4. Children living nearest to the school in order of a straight-line distance from home to school as measured by Wandsworth Council's Geographical Information System. * **

Tiebreaker

If any applicants live equidistant from the school the Governing Board will determine the allocation of places by the drawing of lots.

*Please see pages 8-11 of this brochure for definitions of the terms 'children looked after', 'siblings', 'medical and social circumstances', and 'your child's address'.

**The criteria form part of, and must be read in the context of, the full admissions policy and notes contained within the school's admission arrangements. Please see www.wandsworth.gov.uk/admissions or the school's website for the full policy.



Admission criteria

Church of England Primary Schools



St George's CE School (30)

Places will first be allocated to children with an Education Health and Care Plan which names the school. These children will be included in the overall admission number of the school. If fewer applications than the published admission number are received, the school will offer places to all those who have applied. In the event of oversubscription, the school will offer places in the following order of priority:

FOUNDATION PLACES

The Governing Body has designated 15 places to be offered to pupils whose parent/carer is a faithful and regular worshipper in an Anglican or other Christian Church. If there are more than 15 applicants, places will be allocated according to the following criteria. These are stated in order of priority:

1. Looked after children or previously looked after children; * **
2. Children whose parent/carer is a faithful and regular worshipper at St. Saviour's or St. George's or All Saints Church in the Parish of Battersea Fields; * **
3. Children whose parent/carer is a faithful and regular worshipper at another Anglican or other Christian Church and who have siblings in the school at the time of admission; * **

4. Children whose parent/carer is a faithful and regular worshipper at one of the local Anglican or other Christian churches listed; * **
5. Children whose parent/carer is a faithful and regular worshipper at another Anglican or other Christian church.* **

In the event of oversubscription in any of the above criteria, priority will be determined in order of nearness of the home to the school. In the event that two or more applicants live the same distance from the school and there are insufficient places to admit all applicants, places will be allocated by drawing lots.

If there are less than 15 qualified applicants for foundation places, any unfilled places will become additional open places. Unsuccessful qualified applicants for foundation places will be considered for any open places remaining unfilled at the end of the allocation procedure.

OPEN PLACES

The Governing Body has designated 15 places each year as open places, to be offered to pupils who do not qualify for a foundation place, but whose parents have chosen the school for the type of education it provides. Parents applying for an open place do so knowing that the school aims to provide an education

based on Christian principles and, therefore, the Governing Body hopes that all pupils will take part in the Christian worship of the school and attend religious education lessons.

If there are more than 15 applicants, places will be allocated according to the following criteria. These are stated in order of priority:

1. Looked after children or previously looked after children; * **
2. Children who have siblings in the school at the time of admission. * **
3. Children in order of nearness of the home to the school. * **

In the event of oversubscription in any of the above criteria, distance will be used to determine between applicants. In the event that two or more applicants live the same distance from the school and there are insufficient places to admit all applicants, places will be allocated by drawing lots.* **

*Please see pages 8-11 of this brochure for definitions of the terms 'children looked after', 'siblings', 'medical and social circumstances', and 'your child's address'.

**The criteria form part of, and must be read in the context of, the full admissions policy and notes contained within the school's admission arrangements. Please see www.wandsworth.gov.uk/admissions or the school's website for the full policy.

St Mary's CE School (Putney) (30)

Places will first be allocated to children with an Education Health and Care Plan which names the school. These children will be included in the overall admission number of the school. If fewer applications than the published admission number are received, the school will offer places to all those who have applied. In the event of oversubscription, the school will offer places in the following order of priority:

FOUNDATION PLACES

20 places** will be offered to children whose parent(s)/carer(s) are active in the life and worship of a Christian church in the following order of priority:

1. Looked After Children or Previously Looked After Children. * **
2. Children of a parent/carer who is a faithful and regular worshipper and is active in the life and worship of either St Mary's, All Saints' or St Margaret's churches in Putney. * **
3. Children of a parent/carer who is a faithful and regular worshipper and is active in the life and worship of other Christian churches. * **

Within each of the Foundation Place criteria (1, 2 & 3 above), and in case of oversubscription within any criteria, priority will be given in the following ranked order to:

- i) Children with a sibling in the school on the proposed date of admission. * **
- ii) Children with an exceptional and appropriately evidenced medical or social need for a place at this school. * **
- iii) Children living nearest to the school measured in a straight line by Wandsworth Council's Geographical Information System. * **

Parents who wish to apply for a Foundation Place must also complete the Supplementary Information Form and return this to the school on or before the deadline. Failure to return the Supplementary Information Form will mean that the school cannot consider the application for a Foundation Place. In these circumstances the application will be considered by strictly applying the criteria for Open Places.

OPEN PLACES

10 places** will be offered to children irrespective of their religious background. Priority will be given in the following order to:

1. Looked After Children or Previously Looked After Children. * **
2. Children with a sibling in the school on the proposed date of admission. * **
3. Children with an exceptional and appropriately evidenced medical or social need for a place at this school. * **
4. Children of qualified teachers (QTS) and teaching assistants employed by the school who have worked at St Mary's for more than two years prior to the date of application. Such priority will be limited to one place per year group admitted from the 2018/19 school year onwards. * **
5. Children living nearest to the school measured in a straight line by Wandsworth Council's Geographical Information System. * **

Within each of the Open Place criteria (1, 2, 3, 4 and 5 above), and in case of oversubscription at any criteria, priority will be given in the following ranked order to:

- i) Children with an exceptional and appropriately evidenced medical or social need for a place at this school. * **
- ii) Children living nearest to the school measured in a straight line by Wandsworth Council's Geographical Information System. * **

*Please see pages 8 - 11 of this brochure for definitions of the terms 'children looked after', 'siblings', 'medical and social circumstances', and 'your child's address'.

**The criteria form part of, and must be read in the context of, the full admissions policy and notes contained within the school's admission arrangements. Please see www.wandsworth.gov.uk/admissions or the school's website for the full policy.



Admission criteria

Church of England Primary Schools

St Michael's CE School (60)

Any unfilled Foundation Places will become additional Open Places; any unfilled Open Places will become Foundation. Unsuccessful Foundation Applicants will be automatically considered on equal terms with Open Places. Parents applying under criteria 1-3 will be asked to supply evidence as to whether the application comes under a Foundation or Open category. If any children are admitted under Criteria 1-3 or Education Health and Care Plan then the number of Foundation/Open places will reduce depending on category under which the children are admitted. * **

Places will be first offered to children with an Education Health and Care Plan which names the school. These children will be included in the overall admission number of the school. In the event of oversubscription, the remaining places will then be allocated in the following order of priority:

1. Looked After Children: Looked after children and those who ceased to be looked after children because they were adopted, or because they became subject to a residence order, child arrangements order or a special guardianship order; * **
2. Children with a professionally supported exceptional medical need or exceptional social need for a place at the school, as decided by the Board of Governors. * **
3. Children of teachers with Qualified Teacher Status, who have been employed by the Board of Governors to work at the School for two or more years at the time at which the application for admission to the School is made and/or are recruited to fill a vacant post for which there is a demonstrable skill shortage. * **

4. FOUNDATION PLACES - up to forty (40)* **

Places will be allocated to children whose parents/guardians are committed members of and regular worshippers at Christian Congregations which are full members of the Churches Together in England. Parents/guardians who wish to apply for a Foundation Place must also complete the St Michael's Church of England School Supplementary Form; this form must be supported by the Minister/Incumbent of their Church who must complete the supplementary form.

If there is no supporting statement from the Minister/Incumbent, the application will be considered under category 5 (Open Places).

If there are more applicants than Foundation places available, priority will be given as follows:

- a) Children living within the priority area (#) in the following order:
 - (i) Children who have a sibling on the roll of the school on the closing date for applications who will still be on the school roll on the date of admission * **
 - (ii) St Michael's Church and St Stephen's Church (United Benefice): applicants considered under this Criterion must be committed members of and regular worshippers at St Michael's Church (Wimbledon Park Road, Southfields) or St Stephen's Church (Manfred Road, East Putney) * **
 - (iii) Holy Trinity Church, St Barnabas' Church, and St Paul's Church: applicants considered under this Criterion must be committed members of and regular worshippers at Holy Trinity Church (Beaumont Road, Wandsworth), St Barnabas Church (Lavenham Road, Southfields), or St Paul's Church (Augustus Road, Wimbledon Park) * **
 - (iv) Other Christian Congregations: applicants considered under this Criterion must be committed members of and regular worshippers at Christian Congregations which are full members by the Churches Together in England * **
- b) Children living outside the priority area (#) in order of categories 4a (i), 4a (ii), 4a (iii) and 4a (iv) above. * **

5. OPEN PLACES – up to twenty (20)* **

- a) Children living within the priority area (#) in the following order:
 - (i) Children who have a sibling on the roll of the school on the closing date for applications who will still be on the school roll on the date of admission. * **
 - (ii) Children living nearest to the School by a straight-line measurement. * **
- b) Children living outside the priority area (#) in order of categories 5a (i) and 5a (ii) above. * **

A priority area map is available from the school

*Please see pages 8-11 of this brochure for definitions of the terms 'children looked after', 'siblings', 'medical and social circumstances', and 'your child's address'.

**The criteria form part of, and must be read in the

context of, the full admissions policy and notes contained within the school's admission arrangements. Please see www.wandsworth.gov.uk/admissions or the school's website for the full policy.

Trinity St Mary's CE School (30)

Places will first be allocated to children with an Education Health and Care Plan which names the school. These children will be included in the overall admission number of the school. If fewer applications than the published admission number are received, the school will offer places to all those who have applied. In the event of oversubscription, the school will offer places in the following order of priority:

1. Looked after children and those who ceased to be looked after children looked after because they were adopted, or because they became subject to a residence order, child arrangements order or a special guardianship order. * **
2. Children with a professionally supported exceptional medical need or exceptional social need for a place at the school, as decided by the school governing body. * **
3. Children who have at least one parent or carer who regularly worships at St Mary's in Balham, or another Anglican church in the borough at least once a month for the past 6 months, and children of other faith who want their child to attend a church of England school. * **
4. Children who at the time of their admission have siblings who attend Trinity St Mary's. * **
5. Other children in order of straight line distance from home to school as measured by Wandsworth Council's Geographical Information System. * **

Tiebreaker

If there are more applications than places in any category, priority will be given to those who live nearest to the school as measured by a straight-line by Wandsworth Council's GIS system. Where applicants have identical distance measurements, priority amongst them will be determined at random.

*Please see pages 8-11 of this brochure for definitions of the terms 'children looked after', 'siblings', 'medical and social circumstances', and 'your child's address'.

**The criteria form part of, and must be read in the context of, the full admissions policy and notes contained within the school's admission arrangements. Please see www.wandsworth.gov.uk/admissions or the school's website for the full policy.

Admission criteria

Catholic Primary Schools

Holy Ghost

Our Lady of Victories

Our Lady Queen of Heaven

Sacred Heart (Battersea)

Sacred Heart (Roehampton)

St Anselm's

St Boniface

St Joseph's

St Mary's (Battersea)

On pages 51-59 there is a **summary** of the Admission Criteria for each Catholic school in the borough. Please contact the school for full details of the criteria. To apply for any of these schools you must include the school in your online application or on the paper form. However you must also contact the school for their own supplementary information form and return it to the school by the closing date. This is so they can prioritise your application under the criteria set out.

Holy Ghost Catholic School (30)

Places will first be allocated to children with an Education Health and Care Plan which names the school. These children will be included in the overall admission number of the school. If fewer applications than the published admission number are received, the school will offer places to all those who have applied. In the event of oversubscription, the school will offer places in the following order of priority:

1. Baptised Catholic 'looked after children' (Children Looked After and those who ceased to be Children Looked After because they were adopted, or because they became subject to a residence order or a special guardianship order) * **
2. Baptised Catholic children who have one or two parents who are practising Catholics, and who attend Mass regularly (by which is meant weekly Sunday Mass attendance for the preceding 3 years before the closing date for applications as verified by a parish priest or equivalent) and who have a sibling who will be attending the school in September 2020. * **
3. Baptised Catholic children who have one or two parents who are practising Catholics and who attend Mass regularly (by which is meant weekly Sunday Mass attendance for the preceding 3 years before the closing date for applications as verified by a parish priest or equivalent) and who live in the Holy Ghost parish. * **
4. Baptised Catholic children who have one or two parents who are practising Catholics and who attend Mass regularly (by which is meant

weekly Sunday Mass attendance for the preceding 3 years before the closing date for applications as verified by a parish priest or equivalent) living in neighbouring

Catholic parishes, which do not have a Catholic school [e.g. St. Vincent de Paul]. * **

5. Baptised Catholic children who have one or two parents who are practising Catholics and who attend Mass regularly (by which is meant weekly Sunday Mass attendance for the preceding 3 years before the closing date for applications as verified by a parish priest or equivalent) living in neighbouring Catholic parishes which have a Catholic school. [e.g. St Anselm's, St Mary's Clapham and St Bede's]. * **
6. Other baptised Catholic children living in Holy Ghost Parish, who are not included in criteria 2 or 3 above. * **
7. Other baptised Catholic children living in neighbouring Catholic Parishes who are not included in criteria 4 or 5 above. * **
8. All other Baptised Catholic children. * **
9. All other 'looked after children'(Children Looked After and those who ceased to be Children Looked After because they were adopted, or because they became subject to a residence order, a child arrangements order, or a special guardianship order). * **
10. Children of families who are members of other Christian denominations that are part of Churches Together in England. Evidence of Baptism (or dedication)

provided by a priest or minister of a designated place of worship will be required. * **

11. Other applicants not meeting criteria 1 - 10 above. * **

Tiebreakers

If there is over subscription in any of the above categories, the Governing Body will allocate places in accordance with the following sub-categories in the order of priority set out below:

- i. children who have a sibling attending the school at the time of admission (if it is necessary to decide between siblings with equal priority, places will be allocated in each instance by drawing lots before an independent person); * **
- ii. children with an established medical need, who can demonstrate that Holy Ghost School has characteristics which make it particularly suitable to meet their educational, physical or behavioural needs. Applications must be supported by written statement(s) from a doctor, and other relevant healthcare professionals, and disclosed at the time of application, or subsequently, but before the published date by which admissions are to be considered; * **
- iii. children in order of straight line distance from home to school, as measured by Wandsworth Council's Geographical Information System. * **

*Please see pages 8 -11 of this brochure for definitions of the terms 'children looked after', 'siblings', 'medical and social circumstances', and 'your child's address'.

**The criteria form part of, and must be read in the context of, the full admissions policy and notes contained within the school's admission arrangements. Please see www.wandsworth.gov.uk/admissions or the school's website for the full policy.

Admission criteria

Catholic Primary Schools



Our Lady of Victories Catholic School (30)

Places will first be allocated to children with an Education Health and Care Plan which names the school. These children will be included in the overall admission number of the school. If fewer applications than the published admission number are received, the school will offer places to all those who have applied. In the event of oversubscription, the school will offer places in the following order of priority:

Catholic Applicants

1. Looked after Catholic children or looked after children in the care of Catholic families and previously looked after Catholic children who have been adopted or who have become the subject of a residence order, child arrangements order or guardianship order. * **
2. Baptised Catholic children, with at least one Catholic parent who is a regular worshipper, where there are special circumstances which can be met by this school rather than any other. * **
3. Baptised Catholic children, with at least one Catholic parent who is a regular worshipper, having a sibling at the school at the time of admission. * ** **There is no automatic right of admission for siblings. Confirmation of continuing weekly worship is required.** Catholic siblings who do not fall within this category will be ranked within category 8. * **
4. Baptised Catholic children with at least one Catholic parent who is a regular worshipper, having a parent who is a member of the teaching staff who has been employed at the school for three or more years at the time at which the application is made. * **
5. Up to three places will be offered to baptised Catholic children with at least one Catholic parent who is a regular worshipper, living within the Parish of Our Lady of Pity and St Simon Stock, who are eligible for Free School Meals on the basis of family income at the closing date of applications. * **
6. Other baptised Catholic children with at least one Catholic parent who is a regular worshipper, living within the Parish of Our Lady of Pity and St Simon Stock. * **

7. Baptised Catholic children with at least one Catholic parent who is a regular worshipper, living outside the Parish of Our Lady of Pity and St Simon Stock. * **
8. Other baptised Catholic children. Children in this category will be ranked according to frequency of Mass attendance; i.e. fortnightly, monthly, occasionally. * **

Non-Catholic Applicants

9. Looked after children and previously looked after children who have been adopted or who have become the subject of a residence or guardianship order. * **
10. Children of catechumens. * **
11. Non-Catholic children where there are special circumstances which can be met by this school rather than any other. * **
12. Non-Catholic children having a parent who is a member of the teaching staff who has been employed at the school for three or more years at the time at which the application is made. * **
13. Children from families practising other faiths in the following order; * **
 - a) the Eastern Orthodox Churches
 - b) children of families who are members of other Christian denominations that are part of Churches Together in England
 - c) Non-Christian faiths
14. Other children * **

Tie break for all categories

In the event of oversubscription within each category after the above criteria have been applied and it is necessary to decide between applications of equal ranking, priority will be determined by ballot allocation within each category. The ballot will be conducted independently of the school with the assistance of the Local Authority.

*Please see pages 8-11 of this brochure for definitions of the terms 'children looked after', 'siblings', 'medical and social circumstances', and 'your child's address'.

**The criteria form part of, and must be read in the context of, the full admissions policy and notes contained within the school's admission arrangements. Please see www.wandsworth.gov.uk/admissions or the school's website for the full policy.

Our Lady Queen of Heaven Catholic School (30)

Places will first be allocated to children with an Education Health and Care Plan which names the school. These children will be included in the overall admission number of the school. If fewer applications than the published admission number are received, the school will offer places to all those who have applied. In the event of oversubscription, the school will offer places in the following order of priority:

1. Looked after Catholic children or looked after children in the care of Catholic families and previously looked after Catholic children who have been adopted or who have become the subject of a residence or guardianship order. * **
2. Baptised Catholic children and children enrolled in the catechumenate from Catholic families resident in the parishes of Our Lady and St Peter, Christ the King and St Gregory's. Evidence of Baptism/catechumenate will be required. (Parish Boundary maps are available at each presbytery and at the school) * **
3. Baptised Catholic children living in neighbouring or other parishes. * **
4. Other Looked After children. 'Children Looked After and those who ceased to be Children Looked After because they were adopted, or because they became subject to a residence order or a special guardianship order'. * **
5. Children who are members of Eastern Christian Churches including Orthodox Churches. Evidence of Baptism or reception from the authorities of that Church will be required. * **
6. Children of families who are members of other Christian denominations. Evidence of Baptism (or dedication) and confirmation that the family are members of the faith community provided by a priest or minister where the family regularly worship will be required. **
7. Children of other faiths. Confirmation that the family are known to the priest, minister or religious leader where the family regularly worship will be required. **
8. Any other children. **

The following order of priorities will be applied, in the order listed, to rank the children within each category when applications exceed the places available and it is necessary to decide between applications:

- i) For Category 2 to 4 above – the strength of evidence of commitment to the faith as demonstrated by the level of the family's Mass attendance on Sundays over a period of at least 2 years. This evidence must be provided by the parents or guardians and be endorsed by a priest at the church(es) where the family normally worship. Applications will be ranked in the order shown on the Supplementary form – firstly those who attend Mass weekly, then twice a month etc. * **
- ii) A sibling on the school roll at the time of admission will increase the priority of an application within each category. Evidence of the relationship may be required. * **
- iii) Medical or social grounds which make the school particularly suitable for the child in question. Strong and relevant evidence must be provided by an appropriate professional authority (eg qualified medical practitioner, education welfare officer, social worker.) * **
- iv) Distance from home to school – as measured by Wandsworth Council using a straight line. Evidence of residence will be required. * **

*Please see pages 8-11 of this brochure for definitions of the terms 'children looked after', 'siblings', 'medical and social circumstances', and 'your child's address'.

**The criteria form part of, and must be read in the context of, the full admissions policy and notes contained within the school's admission arrangements. Please see www.wandsworth.gov.uk/admissions or the school's website for the full policy.



Admission criteria

Catholic Primary Schools



Sacred Heart Catholic School (Battersea) (60)

Places will first be allocated to children with an Education Health and Care Plan which names the school. These children will be included in the overall admission number of the school. If fewer applications than the published admission number are received, the school will offer places to all those who have applied. In the event of oversubscription, the school will offer places in the following order of priority:

1. Looked after Catholic Children, or Previously Looked After Catholic Children; or Looked After Children in the care of Catholic families. * **
2. Baptised Catholic children. Evidence of Baptism will be required. * **
3. Children enrolled in the catechumenate. Evidence of enrolment in the catechumenate will be required. * **
4. Other Looked After Children or Previously Looked After Children. * **
5. Children who are members of Eastern Orthodox Churches. Evidence of Baptism will be required. Evidence of religious attendance provided by a priest, minister or religious leader of a designated place of worship will be required. * **
6. Children of families who are members of other Christian denominations that are part of Churches Together in England. Evidence of Baptism will be required. Evidence of religious attendance provided by a priest, minister or religious leader of a designated place of worship will be required. * **
7. Children of other faiths. Evidence of religious attendance by a priest, minister or religious leader of a designated place of worship will be required. * **
8. Any other children. * **

The following order of priorities will be applied when applications within any of the above categories exceed the places available and it is necessary to decide between applications.

- i) The strength of evidence of commitment to the faith as demonstrated on the supplementary form. Applicants will be ranked in the order shown on the Supplementary Form. Firstly, those who attend Mass weekly then fortnightly etc. * **

- ii) A sibling on the school roll at the time of admission. Evidence of the relationship may be required. * **
- iii) Children with a professionally supported acute medical need or exceptional social need for a place at the school, as decided by the Governing Body. (Evidence will be required see notes on Supporting Documentation). * **
- iv) Children who live in the parishes of Sacred Heart (Battersea), St. Vincent de Paul (Clapham Common) and St. Mary Magdalene (East Hill). (Proof of residence will be required) * **
- v) Distance from home to school. Proximity of the applicant's home to the school which will be determined by straight line distance measured using the Local Authority's Geographical Information System. Should there be more than one child with the same distance the decision will be made using random allocation. (Proof of residence will be required) * **

*Please see pages 8-11 of this brochure for definitions of the terms 'children looked after', 'siblings', 'medical and social circumstances', and 'your child's address'.

*The criteria form part of, and must be read in the context of, the full admissions policy and notes contained within the school's admission arrangements. Please see www.wandsworth.gov.uk/admissions or the school's website for the full policy.

Sacred Heart Catholic School (Roehampton) (60)

Places will first be allocated to children with an Education Health and Care Plan which names the school. These children will be included in the overall admission number of the school. If fewer applications than the published admission number are received, the school will offer places to all those who have applied. In the event of oversubscription, the school will offer places in the following order of priority:

- i) Catholic Children Looked After and those Catholic Children who ceased to be Looked After because they were adopted, or became subject to a residence order or special guardianship order. This also applies to Children Looked After in the care of Catholic families. * **
- ii) Baptised Catholic children of practising Catholic parent(s) living in the parish of St. Joseph's, Roehampton. Evidence of Baptism will be required. * **
- iii) Other Baptised Catholic children, children enrolled in the catechumenate/recognised baptismal programme. Evidence of Baptism or enrolment in a catechumenate/baptismal programme will be required. * **
- iv) Other Children Looked After and those who ceased to be Children Looked After because they were adopted or became subject to a residence order or special guardianship order. * **
- v) Children who are members of Eastern Orthodox Churches. Evidence of Baptism will be required. Evidence of religious attendance provided by a priest, minister or religious leader of a designated place of worship will be required. * **
- vi) Children of families who are members of other Christian denominations that are part of Churches Together in England. Evidence of Baptism (or dedication) and confirmation that the family are members of the faith community, provided by a priest or minister where the family worship, will be required. * **
- vii) Other children with a sibling at the school at the time of admission. * **
- viii) Children who are members of other faiths. Confirmation that the family are known to the priest, minister or

religious leader where the family worship will be required. * **

- ix) Any other children. * **

The following order of priorities will be applied when applications within any of the above categories exceed the places available and it is necessary to decide between applications.

1. Children of staff at the school, where the member of staff is the legal parent and guardian of that child.
 - a) where the member of staff has been employed at the school for two or more years at the time at which the application for admission to the school is made, and/or
 - b) the member of staff is recruited to fill a vacant post for which there is a demonstrable skill shortage.
2. For Category ii and iii above - The strength of evidence of commitment to the faith as demonstrated by the level of the family's Mass attendance on Sundays. Applications will be ranked in the order shown on the Supplementary Form: firstly weekly Mass, then at least once a month and then less than once a month. This evidence must be provided by the parents/carers and be endorsed by a priest at the church(es) where the family normally worship.
3. A sibling on the school roll at the time of admission. Evidence of the relationship may be required.
4. Social, pastoral and medical needs which make the school particularly suitable for the child in question. Strong and relevant evidence must be provided by an appropriate professional authority (eg qualified medical practitioner, education welfare officer, social worker or priest).
5. Distance from home to school, in order of straight-line distance from home to school, as measured by Wandsworth Council's Geographical Information System being given higher priority.

* Please see pages 8 -11 of this brochure for definitions of the terms 'children looked after', 'siblings', 'medical and social circumstances', and 'your child's address'.

**The criteria form part of, and must be read in the context of, the full admissions policy and notes contained within the school's admission arrangements. Please see www.wandsworth.gov.uk/admissions or the school's website for the full policy.



Admission criteria

Catholic Primary Schools



St Anselm's Catholic School (30)

Places will first be allocated to children with an Education Health and Care Plan which names the school. These children will be included in the overall admission number of the school. If fewer applications than the published admission number are received, the school will offer places to all those who have applied. In the event of oversubscription, the school will offer places in the following order of priority:

The Governing Body will rank all applications according to the criteria set out below; first according to the main categories (1-8) and, within each main category, by subsidiary categories (i-iii) as they apply on the closing date for applications.

Main categories (in order of priority)

1. Baptised Catholic Looked After Children and previously looked after children who ceased to be so because they were adopted, or because they became subject to a residence order, child arrangements order or a special guardianship order. * **
2. Baptised Catholic children who have one or two parents who are practising Catholics and who have a sibling* who will be on the roll of the school at the time of admission. * **
3. Baptised Catholic children who have one or two parents who are practising Catholics and who live in the parish of St Anselm's. * **
4. Baptised Catholic children who have one or two parents who are practising Catholics and who do not live in the parish of St Anselm's. * **
5. Baptised Catholic children living in the parish of St Anselm's, who are not included in point 3 above. * **
6. Baptised Catholic children who do not live in the parish of St Anselm's, who are not included in 4 above. * **
7. All other Looked After Children and previously looked after children who ceased to be so because they were adopted, or because they became subject to a residence order, child arrangements order or a special guardianship order. * **

8. Children of families who are members of other Christian denominations that are part of Churches Together in England. Verification of practice via the Supplementary Information Form (SIF) and evidence of Baptism (or dedication) provided by a priest or minister of a designated place of worship will be required. * **

9. Other applicants not meeting points 1-8 above. * **

Tiebreakers

If there is over subscription in any of the above categories, the Governing Body will allocate places in accordance with the following sub-categories in the order of priority set out below:

- i. Children who have a sibling attending the school at the time of admission. (if it is necessary to decide between siblings with equal priority, places will be allocated in each instance by drawing lots before an independent person). * **
- ii. Children with a professionally supported acute medical need or exceptional social need for a place at the school, as decided by the governing Body. * **
- iii. Children in order of straight line distance from home to school, as measured by Wandsworth Council's Geographical Information System. (where applicants have identical distance measurements, priority amongst them will be determined at random). * **

*Please see pages 8 -11 of this brochure for definitions of the terms 'children looked after', 'siblings', 'medical and social circumstances', and 'your child's address'.

**The criteria form part of, and must be read in the context of, the full admissions policy and notes contained within the school's admission arrangements. Please see www.wandsworth.gov.uk/admissions or the school's website for the full policy.

St Boniface Catholic School (45 subject to approval)

Over subscription Criteria

If the school is oversubscribed, after the admission of pupils with an Education, Health and Care Plan where the school is named in the Plan, priority for admission will be given to those children who meet the criteria set out below, in order:

1. Looked after Catholic children or looked after children in the care of Catholic families and those who ceased to be looked after children because they were adopted, or because they became subject to a residence order, child arrangements order or a special guardianship order. * **
 2. Catholic children, a baptismal certificate or evidence of reception into the Catholic Church must accompany the supplementary information form. * **
 3. Other looked after children and those who ceased to be looked after children because they were adopted, or because they became subject to a residence order, child arrangements order or a special guardianship order. * **
 4. Children enrolled in the catechumenate. Evidence of enrolment in the catechumenate will be required. * **
 5. Children who are members of Eastern Orthodox Churches. Evidence of Baptism will be required. * **
 6. Children of families who are members of other Christian denominations that are part of Churches Together in England. Evidence of Baptism (or dedication) provided by a priest, minister of a designated place of worship will be required. * **
 7. Children who are members of other faiths. Evidence of membership of the faith provided by a priest, minister or religious leader of a designated place of worship will be required. * **
 8. Any other children. * **
1. For category two above, the strength of commitment to the faith as demonstrated by the level of the family's Mass attendance on Saturday evenings or Sundays over a period of at least the past three years. The evidence must be provided by the parents /carers and be endorsed by the priest at the church(es) where the family normally worship. Applications will be ranked in the order shown on the supplementary information form; firstly, those who attend Mass weekly, then once or twice a month etc. * **
 2. Children with a sibling on the school roll at the time of admission. Evidence of the relationship may be required. * **
 3. Living in the parish of St Boniface (Tooting), Our Lady of the Assumption (Links Road) or St Joseph's (Colliers Wood). * **
 4. Children with a professionally supported acute medical need or exceptional need for a place at the school, as decided by the Governing Body. * **
 5. Children of staff employed as teachers in the school.

A maximum of up to three places may be offered to children of teachers who have been employed by the school for at least three consecutive years at the time at which the application for admission to the school is made.* **
 6. Children in order of straight-line distance from home to school, as measured by Wandsworth Council's Geographical Information System (where applicants have identical distance measurements, priority amongst them will be determined at random). * **

*Please see pages 8-11 of this brochure for definitions of the terms 'children looked after', 'siblings', 'medical and social circumstances', and 'your child's address'.

**The criteria form part of, and must be read in the context of, the full admissions policy and notes contained within the school's admission arrangements. Please see www.wandsworth.gov.uk/admissions or the school's website for the full policy.

Tiebreakers

The following order of priorities will be applied when applications within any of the above categories exceed places available and it is necessary to decide between applications.



Admission criteria

Catholic Primary Schools



St Joseph's Catholic School (30)

Places will first be allocated to children with an Education Health and Care Plan which names the school. These children will be included in the overall admission number of the school. If fewer applications than the published admission number are received, the school will offer places to all those who have applied. In the event of oversubscription, the school will offer places in the following order of priority:

1. Looked after Catholic children or looked after children in the care of Catholic families and previously looked after Catholic children who have been adopted or who have become the subject of a residence order, special guardianship order or child arrangements order. * **
2. Baptized Catholic children of practising Catholic parent(s) and children enrolled in the catechumenate living within the Parishes who have a sibling at the school at the time of admission. * **
3. Baptized Catholic children of practising Catholic parent(s) and children enrolled in the catechumenate living within the Parishes. * **
4. Baptized Catholic children of practising Catholic parent(s) and children enrolled in the catechumenate living outside the Parishes who have a sibling at the school at the time of admission. * **
5. Baptized Catholic children of practising Catholic parent(s) and children enrolled in the catechumenate living outside the Parishes. * **
6. Baptized Catholic siblings living within the Parishes whose parent(s) are not practicing. * **
7. Baptized Catholic siblings living outside the Parishes whose parent(s) are not practicing. * **
8. Baptized Catholic children living within the Parishes whose parent(s) are not practicing. * **
9. Baptized Catholic children living outside the Parishes whose parent(s) are not practicing. * **
10. Other looked after children and other previously looked after children who have been adopted or who have become the subject of a residence order, special guardianship order or child arrangements order. * **
11. Other children with a sibling at the school at the time of admission. * **
12. Children within the Parishes whose parents are practising members of other Christian denominations. * **
13. Other children. * **

If there are more applications than places within any of the above criteria, priority will be given to:

- i) Children with a professionally supported exceptional medical need or exceptional social need for a place at this School. * **
- ii) Children who live nearest to the school in order of straight line distance from home to school, as measured by the Council's Geographical Information System. * **
- iii) Where the last remaining place is to be allocated and two or more children are deemed to live at the same distance from the school the place will be decided by the drawing of lots. * **

*Please see pages 8-11 of this brochure for definitions of the terms 'children looked after', 'siblings', 'medical and social circumstances', and 'your child's address'.

**The criteria form part of, and must be read in the context of, the full admissions policy and notes contained within the school's admission arrangements. Please see www.wandsworth.gov.uk/admissions or the school's website for the full policy.

St Mary's Catholic School (Battersea) (30)

Places will first be allocated to children with an Education Health and Care Plan which names the school. These children will be included in the overall admission number of the school. If fewer applications than the published admission number are received, the school will offer places to all those who have applied. In the event of oversubscription, the school will offer places in the following order of priority:

1. Looked after Catholic Children, or Previously Looked After Catholic Children; or Looked After Children in the care of Catholic families. * **
2. Baptised Catholic children. Evidence of Baptism will be required. * **
3. Children enrolled in the catechumenate. Evidence of enrolment in the catechumenate will be required. * **
4. Other Looked After Children or Previously Looked After Children. * **
5. Children who are members of Eastern Orthodox Churches. Evidence of Baptism will be required. Evidence of religious attendance provided by a priest, minister or religious leader of a designated place of worship will be required. * **

6. Children of families who are members of other Christian denominations that are part of Churches Together in England. Evidence of Baptism will be required. Evidence of religious attendance provided by a priest, minister or religious leader of a designated place of worship will be required. * **

7. Children of other faiths. Evidence of religious attendance by a priest, minister or religious leader of a designated place of worship will be required. * **

8. Any other children. * **

The following order of priorities will be applied when applications within any of the above categories exceed the places available and it is necessary to decide between applications.

- i) The strength of evidence of commitment to the faith as demonstrated on the supplementary form. Applicants will be ranked in the order shown on the Supplementary Form. Firstly, those who attend Mass weekly then fortnightly etc. * **
- ii) A sibling on the school roll at the time of admission. Evidence of the relationship may be required. * **

iii) Children with a professionally supported acute medical need or exceptional social need for a place at the school, as decided by the Governing Body. * **

iv) Children who live in the parishes of Our Lady of Mount Carmel and St Joseph (Battersea), Sacred Heart (Battersea) and St Francis de Sales (Stockwell). * **

v) Distance from home to school. Proximity of the applicant's home to the school which will be determined by straight line distance measured using the Local Authority's Geographical Information System. Should there be more than one child with the same distance the decision will be made using random allocation. (Proof of residence will be required) * **

*Please see pages 8-11 of this brochure for definitions of the terms 'children looked after', 'siblings', 'medical and social circumstances', and 'your child's address'.

**The criteria form part of, and must be read in the context of, the full admissions policy and notes contained within the school's admission arrangements. Please see www.wandsworth.gov.uk/admissions or the school's website for the full policy.



Admission criteria

Muslim Primary School

Gatton

Gatton School operates from two sites;

- Main school site Tooting, entrance via Broadwater Road, SW17 0DS
- Annex site (Balham Mosque, Balham), entrance via Old Devonshire Road SW12 9AW

- Pupils of Reception admitted in September 2020 will move to Balham site in September 2021 for two years, completing year 1 and 2.
- After completing year 2, pupils will return to main site (Tooting) in September 2023 and will remain at main site until completion of their primary education.

- School timings at the beginning and end of day will be such that parents can manage drop off and pick ups from both sites.
- Limited school bus service is available at a small cost for year 1 and 2 pupils. Places are allocated on a 'first come, first serve' basis.



Gatton School (90)

Places will first be allocated to children with an Education Health and Care Plan which names the school. These children will be included in the overall admission number of the school. If fewer applications than the published admission number are received, the school will offer places to all those who have applied. In the event of oversubscription, the school will offer places in the following order of priority:

Category A: Faith Places

Up to 80 places will be offered to children of Muslim Families. **

1. Muslim Children who are 'Looked After' and those who ceased to be children looked after because they were adopted, or because they became subject to a residence order or a special guardianship order; * **
2. Children of permanent staff employed directly by the school provided they have been employed at the school for at least two years or have been appointed to meet a demonstrable skills shortage; * **
3. Children whose families worship at, and are active in the life of either the Balham Mosque or the Tooting Islamic Centre; * **
4. Children of other Muslim families with a sibling at the school on the date of admission; * **
5. Children of other Muslim families living nearest to the school in order of straight line distance from home to school as measured by Wandsworth Council's Geographical Information System. * **

Category B: Open Places

Up to 10 places will be offered without reference to faith to children whose parents desire them to be educated in a school with an Islamic ethos. This is determined through the CAF (common application form). * **

6. Other Children who are 'Looked After' and those who ceased to be children looked after because they were adopted, or because they became subject to a residence order or a special guardianship order; * **
7. Other children of permanent staff employed directly by the school provided they have been employed at the school for at least two years or have been appointed to meet a demonstrable skills shortage; * **
8. Other children with a sibling at the school on the date of admission; * **
9. Other children living nearest to the school in order of straight line distance from home to school as measured by Wandsworth Council's Geographical Information System. * **

If either category of places is undersubscribed, then the remaining places will be offered to applicants from the other category in priority order, eg any unfilled faith places will be offered to open place applicants and vice versa.

* Please see pages 8-11 of this brochure for definitions of the terms 'children looked after', 'siblings' and 'your child's address'.

**The criteria form part of, and must be read in the context of, the full admissions policy and notes contained within the school's admission arrangements. Please see www.wandsworth.gov.uk/admissions or the school's website for the full policy.

Starting Nursery Education in Wandsworth

Wandsworth Council provides a part-time place in a nursery school or nursery class in a primary school for every child living in the borough. Children are eligible for places from the term after they turn three. Each school also has a limited number of full-time places available where children are eligible.

If you have a child born between 1 September 2016 and 31 August 2017 they are eligible for a nursery place in a Wandsworth school in September 2020. If there are any places left, they can be offered to younger children from the start of the term after their third birthday.

The council issues a separate booklet called Choosing Nursery Education in Wandsworth. You can obtain a copy of this and get further information by visiting thrive.wandsworth.gov.uk or by telephoning Thrive on 020 8871 7899.

Nursery schools and some nursery classes also take two year olds eligible for free two year old funding.

In addition to the nurseries at Wandsworth maintained primary schools, private and voluntary settings, there are also three stand-alone maintained nurseries in the borough. The details for Balham, Eastwood and Somerset nurseries are shown below.

Balham Nursery School and Children's Centre

72 Endlesham Road, London, SW12 8JL

(020) 8673 4055

admin@balham-nursery.wandsworth.sch.uk

www.balham-nursery.wandsworth.sch.uk

Head: Emma Williams

- 55 Full time equivalent places available
(22 Full time and 48 Part time places)

Eastwood Nursery School Centre for Children and Families

168 Roehampton Lane, London, SW15 4EU

(020) 8876 3976

admin@eastwood.wandsworth.sch.uk

www.eastwood.wandsworth.sch.uk

Head: TBC

- 70 Full time equivalent places available
- Full time (for children eligible for 30 hours) and part time places available
- (10 FTE places also available in a Base for children with social and communication difficulties)

Somerset Nursery School and Children's Centre

157-159 Battersea Church Road, London, SW11 3ND

(020) 72235455

admin@somerset.wandsworth.sch.uk

www.somerset.wandsworth.sch.uk

Head: Louisa Halls

- 60 Full time equivalent places available
(36 Full time and 40 Part time places – 20 am and 20 pm)

Each school has its own application form and you should contact the schools you are interested in.

If you have any further questions about this information, please contact The Early Education and Childcare Places Service:

Telephone: (020) 8871 7899

Email: eecp@richmondandwandsworth.gov.uk

www.wandsworth.gov.uk/eecp



Admission of older children

Term dates 2019/2020

Autumn term 2019

First day Monday 2 September
 Half term 21-25 October
 Last day Thursday 19 December

Spring term 2020

First day Monday 6 January
 Half term 17-21 February
 Last day Friday 3 April

Summer term 2020

First day Monday 20 April
 Half term 25-29 May
 Last day Tuesday 21 July

Term dates 2020/2021

Autumn term 2020

First day Wednesday 2 Sept
 Half term 26-30 October
 Last day Friday 18 December

Spring term 2021

First day Monday 4 January
 Half term 15-19 February
 Last day Wednesday 31 March

Summer term 2019

First day Monday 19 April
 Half term 31 May - 4 June
 Last day Friday 23 July

Children without a school place

If you have moved into the borough of Wandsworth and require a primary school place for a child born before 1 September 2014, you will need to complete the Council's application form for in-year admission.

Parents and carers should contact the Pupil Services section for details of the procedure or information can be found at www.wandsworth.gov.uk/admissions

Children who already have a school place

If your child already has a place in a Wandsworth School, but you want them to transfer to a different school, you should discuss this with the Headteacher of their current school before making an application. Problems at school can often be sorted out without the need to change schools.

If a change of school is necessary, you will need to find out if there are places available at other local schools. The move should take place at the beginning of a term or half term, wherever possible.

The Headteacher of your child's current school will provide you with a transfer application form. This form must be signed by the Headteacher before it is submitted to the council for processing. Any unsigned forms will be returned.

Law on school attendance

Parents and carers may not legally withdraw their child from school unless they have arranged a place in another school or made alternative arrangements for their child to receive full-time education.

Further information

For application forms and information about availability of school places:

Contact Pupil Services:
 Tel: (020) 8871 7316
 Email: admissions@richmondandwandsworth.gov.uk

For advice if your child is having problems at school or is not attending school regularly:

Contact Education Welfare Service:
 Tel: (020) 8871 8306

Moving on to Secondary School

Children move on to secondary school in the September after they become eleven years old. There is no automatic transfer from any primary school to any particular secondary school.

Full details are provided to parents when the child starts their final year in primary school (Year 6).

Primary School Year Groups – September 2019 to July 2020

	Year group	Age of pupils	Dates of birth
Infants	Reception	4 – 5	1.9.14 – 31.8.15
	Year 1	5 – 6	1.9.13 – 31.8.14
	Year 2	6 – 7	1.9.12 – 31.8.13
Juniors	Year 3	7 – 8	1.9.11 – 31.8.12
	Year 4	8 – 9	1.9.10 – 31.8.11
	Year 5	9 – 10	1.9.09 – 31.8.10
	Year 6	10 – 11	1.9.08 – 31.8.09

Financial assistance

Home to school travel

All children under 16 can travel free on bus and tram services across London.

All children 10 and under can travel free on London Underground services if travelling with a paying adult or if travelling unaccompanied using a Zip 5-10 Oyster Photocard. Children under 10 using a Zip 5-10 Oyster Photocard can travel free on National Rail services.

To obtain a Zip 5-10 Oyster Photocard, you must apply online and you'll need a Zip Oyster photocard web account. The parent or guardian must create the web account and apply online for their child. You'll need: a colour, digital photo of the applicant, a credit or debit card to pay the £10.00 administration fee. (If you live in London you can still apply online without one) You may also be asked to provide details from the applicant's machine readable passport. You can still apply online if you don't have these details.

For more information about the Zip 5-10 Oyster Photocard please see www.tfl.gov.uk (click on the 'Fares & payments' tab).

Home to school travel by National Rail

If the journey to a school over three miles* away (or two miles if the child is under eight years old) can only reasonably be made using National Rail services, your child may be eligible for assistance with the cost of home to school travel if:

- he or she is a Wandsworth resident and
- he or she attends the nearest suitable school*
- the nearest suitable school was full at the time you applied, or should have applied, for a place.

* The council's home to school travel assistance policy defines the 'nearest suitable school' as the nearest community or foundation school or the nearest faith school.

All distances will be calculated over the shortest walking route with street lighting as measured by Wandsworth Council's Geographical Information System.

For more information on Wandsworth Council home to school travel assistance policy please contact Pupil Services on (020) 8871 8318.

School trips

Each school has its own policy for charging for school trips and other activities. Families on low incomes may qualify for reductions. More information is available from the school itself.

Free school meals

All pupils in Reception, Year 1 and Year 2 of a state funded schools are eligible for free school meals.

You may also be able to receive free schools for older children if you are on a low income – please see eligibility criteria below. Your child's school is responsible for authorising free school meals for its pupils. If you have any queries, please contact the school direct. Please see pages 17-25 for school contact details.

Eligibility

You may be able to get free school meals if you get any of the following:

- Income Support
- Income-based Jobseeker's Allowance
- Income-related Employment and Support Allowance
- Support under Part VI of the Immigration and Asylum Act 1999
- The guaranteed element of Pension Credit
- Child Tax Credit (provided you're not also entitled to Working Tax Credit and have an annual gross income of no more than £16,190)
- Working Tax Credit run-on - paid for 4 weeks after you stop qualifying for Working Tax Credit
- Universal Credit

Children who get paid these benefits directly (instead of through a parent or guardian) can also get free school meals.

Children under the compulsory school age who are in full time education may also be able to get free meals.

(Details correct at time of publication)



Children with special educational needs



For a very small number of children who need more help to meet their special educational needs than their school can give, the Local Authority (LA) may need to make a statutory (legal) assessment to find out what extra help might be needed.

If it is agreed to go ahead with an assessment, it may lead to an Education, Health and Care Plan (EHC Plan) being written saying how the child's needs should be met, either in a primary school with extra help or in a suitable special school. You can obtain further information about this from the Special Needs Assessment Service (SNAS), Wandsworth Council, Children's Services Department, Town Hall Extension, Wandsworth High Street SW18 2PU on (020) 8871 8061. You can also go to the Wandsworth SEND local offer website www.wandsworth.gov.uk/localoffer

If your child has an Education, Health and Care Plan, there will be a review and this will include helping you to consider the type of school you would like your child to attend. **You should not complete the Wandsworth application form.** Different legal requirements and procedures apply to the transfer of pupils with EHC Plans. If you live in Wandsworth, your Case Manager in SNAS can advise you on what to do. You can also contact them on (020) 8871 8061.

Some children may have special educational needs because of a learning difficulty or a disability. Support can be given by the teachers in your child's school, with assistance from outside professionals where appropriate. All schools must provide for children with special educational needs.

Placements at the Special Schools and Units listed below are made by the Council's Special Needs Assessment Service in consultation with the school and parent(s) or carer(s). Please do not include these schools on your application form.

Special schools in Wandsworth

Bradstow School

Dumpton Park Drive
Broadstairs, Kent CT10 1BY
Telephone: 01843 862123
Headteacher: Sarah Dunn

- Autistic Spectrum Disorder, Severe Learning Difficulties and associated Social, Emotional and Mental Health Needs
- Day and residential school
- 5 to 19 years, mixed

Greenmead School

147 Beaumont Road, SW19 6RY
Telephone: (020) 8789 1466
Head teacher: Toni Edmonds-Smith

- Physically Disabled and Profound and Multiple Learning Difficulties
- Severe Learning Difficulties and Complex Needs
- Day school
- 2 to 11 years, mixed

Linden Lodge School

61 Princes Way SW19 6JB
Telephone: (020) 8788 0107
Headteacher: Deborah Rix

- Visually Impaired and Multi Disabled Visually Impaired
- Day and residential school
- 2 to 19 years, mixed

Nightingale Community Academy

Beechcroft Road SW17 7DF
Telephone: (020) 8874 9096

Principal: Andre Bailey

- Social, Emotional and Behavioural Difficulties
- Day school
- 5 to 19 years, boys only

Paddock School

St Margaret's Crescent SW15 6HL
Telephone: (020) 8789 6533
Headteacher: Sarah Santos

- Moderate to Severe Learning Difficulties with an Autistic Spectrum Disorder
- Severe or Complex Learning Difficulties
- Day school
- Mixed
- 3 to 19 years, mixed

Special units at mainstream schools in Wandsworth

The Hive Resource Base

Ravenstone Primary School
Ravenstone Street, SW12 9SS
Telephone: (020) 8673 0594
Lead teacher: Nadine Kilkelly

- Autistic Spectrum Disorder
- Mixed

This provision opened in autumn 2017 and the pupils admitted for the 2020/21 school year will be up to Year 4 only.

Riversdale Resource Base

Riversdale Primary School
302 Merton Road, SW18 5JP
Telephone: (020) 8874 6904

Lead teacher: Rachel Dallimore

- Autistic Spectrum Disorder and / or Speech, Language and Communication Needs
- Reception to Year 6, mixed

Hilary House Resource Base

Sacred Heart Primary School
Este Road, Battersea, SW11 2TD
Lead teacher: Pat Porter

- Autistic Spectrum Disorder
- Reception to Year 6, mixed

The Willow Centre

Sellincourt Primary School
Sellincourt Road, SW17 9SA
Telephone: (020) 8672 6796
Head of Sensory Support Service:

Sabrina Djazoul

- Hearing Impaired
- 3 to 11 years, mixed

Smallwood Language Unit

Smallwood Primary School
Smallwood Road, SW17 0TW
Telephone: (020) 8682 2065
Lead teacher: Megan Downham

- Speech, Language and Communication Needs
- Nursery to Year 6, mixed

Southmead Resource Base

Southmead Primary School
Princes Way SW19 6QT
Telephone: (020) 8788 8901
Headteacher: Sarah Parry

- Autistic Spectrum Disorder
- Reception to Year 6, mixed

The Alton Resource Base

The Alton Primary School
Danebury Avenue, SW15 4PD
Telephone: (020) 8876 8482

Lead teacher: Linsay Thomson

- Moderate Learning Difficulties and additional needs
- Reception to Year 6, mixed

Tooting Resource Base

Tooting Primary School
Franciscan Road, SW17 8HE
Telephone: (020) 3700 0790

Lead teacher: Nikeisha Hendricks

- Autistic Spectrum Disorder
- Reception to Year 6, mixed

Other information and useful contacts

Deferred entry to later in the school year

Children are required by law to receive full-time education at the start of the school term following their fifth birthday but have the opportunity to start in the reception year in the September following their fourth birthday. All children will normally be admitted to the reception year at school in the September following their fourth birthday. Your child will get the most from their Reception education if they start at the same time as other children at the beginning of the school year.

If you feel there are exceptional circumstances, you can defer your child's admission until later in the Reception year. You can only defer your child's entry until he/she is of compulsory school age or the beginning of the summer term after Easter (whichever comes first). Where entry is deferred, the school will hold the place for your child until the agreed start date.

You can also request that your child attends part-time until he/she reaches compulsory school age.

If you are considering deferred entry or part-time attendance, we would recommend you discuss this with the school first before making a formal request. If you wish your child to continue at his/her nursery, you should also let the nursery know by **15 January 2020**. Failure to do so may mean that the nursery place is offered to another child for September.

You must still apply at the normal time even if you wish to defer entry. If you decide you do wish to defer entry until later in the school year, you should contact the school in writing after you have been offered a place.

Delayed admission of summer born children to reception to the following year

Children will normally be admitted to the reception year in the September following their fourth birthday, and the vast majority are educated within their normal chronological age group. However, if you feel there are exceptional reasons and your child is summer born (born between 1 April and 31 August), you can request that your child is delayed admission until the following September (2021). This would usually only apply where there are significant reasons that would benefit the child's academic, social and emotional development by starting Reception a year later.

If you are considering delaying your child's entry to Reception to the following September, we would recommend that you discuss this with your preferred schools before making a formal request. The school may wish to discuss how your child's could be met within their actual age group and the impact of being educated with children of a different age group.

To make a request following this discussion, you should apply for a school place in your child's actual age group by the closing date of **15 January 2020**, also enclosing a completed Delayed Admission Request form. Delayed Admission Request Forms are available at www.wandsworth.gov.uk/admissions or by contacting the Pupil Services Team. We will contact the admission authority/ies of your preferred school(s)* and will then write to you with the decision from each admission authority.

If you then wish to proceed with your request, your current application will be cancelled and you will need to reapply for a reception place in the following year. There is no guarantee there will be a place available at the school, because this will depend upon the number of applications and pattern of admissions in that year. If your preferred school(s) are oversubscribed, your application will be considered in accordance with the

schools' admission criteria. It is not possible to reserve a place for the following year.

If you wish your child to continue at his/her current nursery, you should also let the nursery know by **15 January 2020**. Failure to do so may mean that the nursery place is offered to another child for September.

Schools will not normally admit children to reception prior to the September following their fourth birthday.

* Following the government's announcement in September 2015, the Council has recommended to all state schools in its area that requests are approved without the need for parents to provide supporting evidence. The Council is the admission authority for community schools in Wandsworth. For academies, foundation schools, free schools or voluntary aided schools, the decision as to whether to accept an application for delayed admission rests with the school itself in line with current School Admission Code. Please contact these schools direct for further advice.

Useful contacts

- **Thrive**
Telephone: (020) 8871 7899
Email: thriveonline@wandsworth.gov.uk
thrive.wandsworth.gov.uk
Childcare services in Wandsworth Information Centre for Wandsworth, Day nurseries, playgroups, childminders and holiday playschemes for 3-13 year olds.
- **Childcare and Business Consultancy Services**
Telephone: (020) 7738 1958
info@cbcservices.org.uk
Pre-school playgroups and holiday play schemes for 3 & 4 year olds.
- **The Children's Legal Centre**
Telephone: 0300 330 5480/85
www.childrenslegalcentre.com
- **Independent Schools Council (ISC)**
www.isc.co.uk
- **NSPCC Child Abuse Helpline**
0808 800 5000 (Free call)
www.nspcc.org.uk

School attendance

Children will only make the most of the educational opportunities on offer if they attend school regularly and punctually. Missing even a couple of lessons per week will have a serious effect on your child's progress and is likely to lead to even more serious attendance problems as your child gets older.

As a parent or carer you have a legal responsibility to ensure your child attends school regularly and punctually. The Education Welfare Service (EWS) offers advice and assistance to help your child make the most of school through regular attendance and provides a leaflet for parents. They can be contacted by telephoning the EWS office (020 8871 8306) or through your child's school.

Illness

If your child is unwell, he or she should stay at home. A sick child will be unhappy in the classroom. If the illness is infectious your child may need a certificate from the doctor before returning to school.

You should tell the headteacher if your child is receiving medical treatment. You should give all medication at home if at all possible. However, if it is absolutely necessary for your child to take prescribed medicine during school hours you should discuss this with the headteacher.

Bullying

All schools should have an anti-bullying policy. If you suspect your child is being bullied you should talk to your child's class teacher.

Equal opportunities

The council's policy is that every child should receive the best possible education. It is committed to providing equal opportunities for all children in its schools, and seeks to eliminate discrimination.

School Travel Plans

The council works with all Wandsworth schools to promote sustainable home to school travel, particularly walking and cycling. In connection with the development of School Travel Plans we can:

- Improve the safety of routes to school by introducing measures such as school-warning signs and crossing facilities
- Provide appropriate facilities within schools, such as cycle parking
- Provide schools with information about public transport services, and liaise with providers to ensure services meet schools' needs
- Raise awareness of the sustainable travel options
- Run initiatives to promote walking and cycling
- Provide pedestrian and cycle training
- Encourage car-sharing when there is no realistic alternative to the car.

When pupils travel to and from school using sustainable modes of travel, they help reduce congestion, improve road safety and air quality, learn vital life skills, save money, and improve their health through increased physical activity, especially if they walk or cycle.

For more information see www.wandsworth.gov.uk/schooltravelplans or contact (020) 8871 7984 / [schooltravelplans@wandsworth.gov.uk](https://twitter.com/wandsworth.gov.uk)



Schools in other boroughs

This page lists primary schools in other boroughs which are closest to the Wandsworth borough boundary. All the boroughs produce booklets similar to this one which give details of their schools.

If Wandsworth residents wish to apply for a place in any of these schools they must list them as one of their preferences on the Wandsworth common application form by the closing date for applications. Wandsworth Residents will be sent the outcome of their applications on 16 April 2020.

Hammersmith & Fulham Council

Telephone: (020) 7745 6434
school.admissions@lbhf.gov.uk

All Saints CE Primary School
Bishop's Avenue SW6 6ED
Telephone: (020) 7736 2803

Holy Cross Catholic Primary School
Basutu Road SW6 4BL
Telephone: (020) 7736 1447

The Fulham Bilingual School
60 Clancarty Road SW6 3AA
Telephone: (020) 7736 1447

Langford Primary School
Gilstead Road SW6 2LG
Telephone: (020) 7736 4045

Thomas' Academy
New King's Road SW6 4LY
Telephone: (020) 7736 2318

Royal Borough of Kensington and Chelsea
Telephone: (020) 7745 6432
school.admissions@rbkc.gov.uk

Ashburnham Primary School
Blantyre Street SW10 0DT
Telephone: (020) 7352 5740

Park Walk Primary School
Park Walk SW10 0AY
Telephone: (020) 7352 8700

Christ Church CE Primary School
1 Robinson Street SW3 4AA
Telephone: (020) 7352 5708

Servite Catholic Primary School
252 Fulham Road SW10 9NA
Telephone: (020) 7352 2588

Kingston upon Thames Council
Telephone: (020) 8547 4610
kingston.admissions@achievingforchildren.org.uk

Robin Hood Primary School
Bowness Crescent
Kingston Vale SW15 3QL
Telephone: (020) 8546 7388

Lambeth Council

Telephone: (020) 7926 9503
schooladmissions@lambeth.gov.uk

Allen Edwards Primary School
Studley Road SW4 6RP
Telephone: (020) 7622 3985

Bonneville Primary School
Bonneville Gardens SW4 9LB
Telephone: (020) 8673 1183

Glenbrook Primary School
Clarence Avenue Clapham SW4 8LD
Telephone: (020) 8674 2387

Heathbrook Primary School
St Rule Street SW8 3EH
Telephone: (020) 7622 4101

Henry Cavendish Primary School
Balham site - Hydethorpe Road SW12 OJA
Streatham site - Dingley Lane SW16 1AU
Telephone: (020) 8673 3376

Herbert Morrison Primary School
Hartington Road SW8 2HP
Telephone: (020) 7720 3439

Lark Hall Primary School
Smedley Street SW4 6PH
Telephone: (020) 7622 3820

Macaulay CE Primary School
Victoria Rise SW4 ONU
Telephone: (020) 7622 1355

St Bede's Catholic Infant School
Thornton Road SW12 0LF
Telephone: (020) 8674 7292

St Leonard's CE Primary School
Mitcham Lane SW16 6NP
Telephone: (020) 8769 2712

Telferscot Primary School
Telferscot Road SW12 0HW
Telephone: (020) 8673 7362

Merton Council

Telephone: (020) 8274 4906
admissions@merton.gov.uk

All Saints CE Primary School (two sites)
• East Road SW19 1AR
• 74 Haydons Road, London, SW19 1HL
Telephone: (020) 8540 3004

Bishop Gilpin CE Primary School
Lake Road SW19 7EP
Telephone: (020) 8946 6666

Garfield Primary School
Garfield Road SW19 8SB
Telephone: (020) 8540 1053

Gorrington Park Primary School
Sandy Lane CR4 2YA
Telephone: (020) 8648 1451

Links Primary School
Frinton Road SW17 9EH
Telephone: (020) 8769 4587

Singlegate Primary School
South Gardens SW19 2NT
Telephone: (020) 8395 8737

The Priory CE Primary School
Queens Road SW19 8LX
Telephone: (020) 8540 8059

Wimbledon Park Primary School
Havana Road SW19 8EJ
Telephone: (020) 8946 4925

Richmond upon Thames Council
Telephone: (020) 8891 7514
education.admissions@richmond.gov.uk

Barnes Primary School
Cross Street
Barnes SW13 0QQ
Telephone: (020) 8876 7358

East Sheen Primary School
Upper Richmond Road West
London SW14 8ED
Telephone: (020) 8876 7484

Lowther Primary School
Stillingfleet Road
Barnes SW13 9AE
Telephone: (020) 8748 3984



Sienna



