


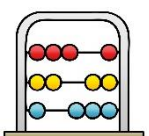








Every day your child enjoys a broad range of different subjects and learning experiences. We follow a similar timetable every day, so that we can embed our classroom routines and master skills that are important within subjects.

8:30-9:10am	Morning Meeting and Sounds
9:10-10:00am	Choosing Time
10:00-10:20am	Break Time
10:20-10:35am	Snack and Story
10:35-11:55am	Maths or Talk for Writing*
10:55-11:10am	Dance, music or Spanish
11:10-11:30am	AM students: Knowledge or Character and Milk Time. FT students washing hands
11:30-1:00pm	Family Dining/ Break Time (PM students: Afternoon Meeting and Sounds 12:30-12:50pm)
1:00-1:20pm	Maths or Talk for Writing*
1:20-3:00pm	Choosing Time
2:00-2:15pm	PM Snack and Story Time
3:00-3:25pm	Knowledge or Character*
3:25-3:30pm	Reflection and Milk Time

\*Alternated throughout a two week period to ensure AM and PM students have equal sessions.

Subject	What is my child learning about at school?
<b>English Literature</b> <i>Talk 4 Writing</i> 	<p>Your child is learning to use their confident voice to retell stories using a 'Talk for Writing' approach. The story that we will be learning this term is <i>Whatever Next</i> by Jill Murphy. We will begin by retelling this story as a class using actions with our bodies. The children will work towards retelling the story independently, using props and story maps. Your child will continue learning about the structure of a story (beginning, middle and end) and make predictions about what might happen next within the story. We will start by writing group sentences recounting the story then begin to innovate our own version of <i>Whatever Next</i> with links to other places that the bear could go.</p>
<b>Reading</b> <i>Sounds-Write (Phonics)</i> 	<p>Your child is learning to segment and blend the sounds together in CVC words (consonant, vowel, consonant). For example, sat, pin, cat, dog, tap, run and sun. We will practise these skills during sounds lessons every day, using word builders, symbol search and symbol swap activities. These experiences will support your child when applying this knowledge in their independent reading and writing.</p> <p style="text-align: center;">The sounds we are focusing on this term are:  d e f v k l r u j w z</p>
<b>Writing</b> <i>Nelson Handwriting</i> 	<p>Your child is continuing to practise their fine motor skills, 'Perfect Pencil Grip' and forming their sounds using Nelson handwriting. We will begin to practise forming sounds on a line during sounds lessons and will access various writing opportunities during choosing times. For example, within the role play area, at the writing table or when using their name writing card.</p>
<b>Mathematics</b> <i>Maths No Problem</i> 	<p>Each day the children will continue taking part in a Maths Meeting where they will revise and be consolidating concepts, such as numbers from 0-10, addition, subtraction, size, shape, positional language and patterns. They will also be learning to write the numerals 0-10 and recognise the numerals of numbers to 15. We will continue representing numbers using our fingers or other objects, matching the correct numeral to the quantity. We will also use number lines to find the missing number and to find the number that is one greater or one fewer of a given number from 0-10. We will continue to use our number knowledge when working within shape for example, number of sides and vertices and measurement for example, length, size and weight of everyday items.</p>
<b>Knowledge</b> 	<p>Our unit this term is 'Space'. Your child will be building on their prior knowledge of planet Earth by understanding that Earth is one of the planets in our solar system. We will explore the reasons why we are the only planet that has human life on it and what our planet is made up of. We will discover why we have night and day and why we have seasons. Finally we will look at how you can become an astronaut and what the job entails.</p>
<b>Character</b> 	<p>Your child will be learning about Perseverance, Bravery and Optimism and Joy. We will be reading stories about these character virtues and putting them into practice in the classroom and around the wider school community.</p>

<p>Art, Design and Technology</p> 	<p>This term we will be creating different artworks related to our English Literature texts and Knowledge topic. We will also continue to explore different construction materials to build models. There will be opportunities for your child to engage with various forms of technology during choosing times, such as iPads apps and listening posts.</p>
<p>Music</p> 	<p>Your child sings with their class every day for enjoyment and to reinforce their learning. We will be continuing our learning of instrument families such as string, brass, percussion, woodwind as well as exploring beat, rhythm, tempo and dynamics.</p>
<p>P.E.</p> 	<p>Your child will continue to explore different ways of moving in a space, taking extra care to navigate obstacles. We will also be introducing different throwing and catching techniques and how to control a football.</p>
<p>Spanish</p> 	<p>This term we will be introducing numbers to 10 in Spanish. We will be playing number games and singing songs.</p>

Subject	How can I support my child's learning at home?
<p>Reading</p>	<p>Please continue to read with your child every day and support them to read simple 3 sound words such as 'jug' by saying the sounds and blending them together, Try to close the book after they have finished reading and ask them to tell you the sounds in some of the simple words contained in the text. For example, "Can you tell me the sounds in dog?" Your child should be able to begin to say the individual sounds as "d-o-g." This questioning will support them to apply their sounds to their writing as well. Also, please continue to read to your child regularly with both fiction and non-fiction texts. This will support their phonic knowledge and help them build a broad and rich vocabulary, which will support their reading comprehension.</p>
<p>Writing</p>	<p>It is essential that your child masters forming their sounds correctly. Encourage them to practise their 'Perfect Pencil Grip' and write at home using a pencil and paper. The Nelson letters are attached on the following page.</p>
<p>Mathematics</p>	<ul style="list-style-type: none"> <li>- You can practise counting small objects using 1:1 Finger correspondence, e.g. stones that you collect on a walk, small world animals or pieces of pasta.</li> <li>- Keep a look out for shapes in the environment when you are in the car or out walking.</li> <li>- Practise forming repeating patterns and look for different patterns in the environment.</li> </ul> <p>The children always enjoy singing number songs, such as 5 Green Speckled Frogs, 10 Green Bottles. Encourage your child to talk about one <b>more</b> or one <b>fewer</b> during the song.</p>
<p>Knowledge</p>	<p>As we are learning about Space a great place to visit would be the Science museum in London. They have exhibitions that show satellites that astronauts have used, the types of food that is eaten in Space and even how astronauts go to the toilet! As it is getting darker earlier in the evening it would be a great opportunity to look at how the moon changes its shape and discuss why this happens.</p>
<p>Character</p>	<p>You can support your child's learning of Perseverance by encouraging them to persist with experiences they find challenging, such as putting on their coat or buttoning their shirt. Some great discussions can be had with the virtue of Bravery. For example, things that you used to find scary but you had to show bravery to overcome. You can also reinforce the virtues Optimism and Joy by drawing your child's attention to the beautiful things around them, which they may not have otherwise noticed. For example, flowers or animals in the park or the simple beauty of a rainbow or full moon.</p>
<p>Art, Design and Technology</p>	<p>Encourage your child to continue to explore a range of media that you have at home for example, paint, tissue paper, leaves and pencils to create artworks. Encourage your child to describe their artwork, explaining why they chose certain colours or materials. You may also like to design a 'shoe-box scene' of a location in the world by using junk modelling materials.</p>
<p>Music</p>	<p>Sing songs every day at home with your child and listen to different types of music. You can also clap or tap out simple rhythms and get your child to repeat them back to you. Explore instrument families with your child by viewing and listening to a variety of instruments on YouTube. You can discuss with your child whether the music is fast, slow, loud or soft.</p>
<p>P.E.</p>	<p>You can ensure your child eats a healthy, balanced diet and arrives at school having eaten a nutritious breakfast. Please support your child to practise putting on and taking off their coats, socks/tights and shoes etc.</p>

a b c d e f g h i

j k l m n o p q

r s t u v w x y z